

Datasheet for ABIN948481
anti-SMN2 antibody (AA 1-282)



[Go to Product page](#)

6 Images

Overview

Quantity:	100 µg
Target:	SMN2
Binding Specificity:	AA 1-282
Reactivity:	Human
Host:	Mouse
Clonality:	Monoclonal
Conjugate:	This SMN2 antibody is un-conjugated
Application:	Western Blotting (WB), Immunofluorescence (IF), ELISA, Immunohistochemistry (Paraffin-embedded Sections) (IHC (p))

Product Details

Purpose:	Mouse monoclonal antibody raised against a full length recombinant SMN2.
Immunogen:	SMN2 (AAH00908, 1 a.a. ~ 282 a.a) full-length recombinant protein with GST tag. MW of the GST tag alone is 26 KDa.
Sequence:	MAMSSGGSGG GVPEQEDSVL FRRGTGQSDD SDIWDDTALI KAYDKAVASF KHALKNGDIC ETSGKPKTTP KRKPAKKNKs QKKNTAASLQ QWKVGDKCSA IWSEDGCIYP ATIASIDFKR ETCVVVYTGy GNREEQNLSd LLSPICEVAN NIEQNAQENE NESQVSTDES ENSRSPGNKS DNIKPKSAPW NSFLPPPPPM PGPRLGPGKP GLKFNGPPPP PPPPPHLLS CWLPPFPSPG PIIPPPPPIC PDSLDDADAL GSMLISWYMS GYHTGYMEM LA
Clone:	2B11-2A9
Isotype:	IgG2a kappa

Product Details

Cross-Reactivity: Human

Target Details

Target: SMN2

Alternative Name: SMN2 ([SMN2 Products](#))

Background: Full Gene Name: survival of motor neuron 2, centromeric
Synonyms: BCD541,C-BCD541,FLJ76644,MGC20996,MGC5208,SMNC

Gene ID: 6607

Pathways: [Ribonucleoprotein Complex Subunit Organization](#)

Application Details

Application Notes: Optimal working dilution should be determined by the investigator.

Comment: Product Quality tested by: Antibody Reactive Against Recombinant Protein.

Restrictions: For Research Use only

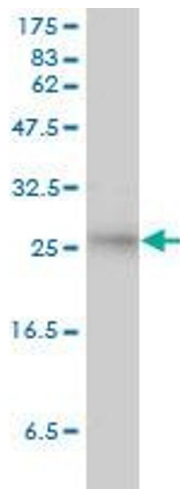
Handling

Buffer: In 1x PBS, pH 7.4

Handling Advice: Aliquot to avoid repeated freezing and thawing.

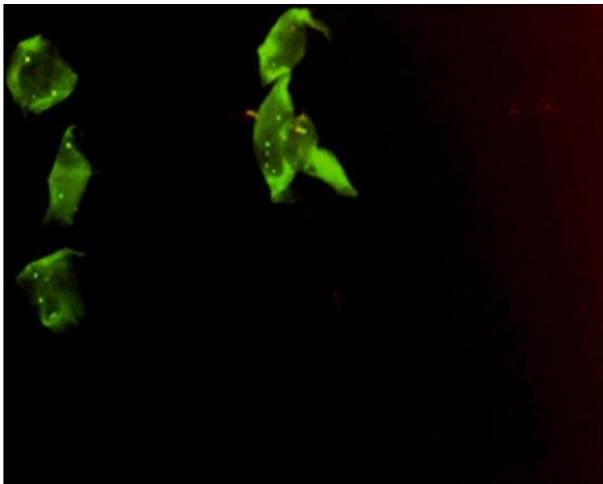
Storage: -20 °C

Storage Comment: Store at -20°C or lower. Aliquot to avoid repeated freezing and thawing.



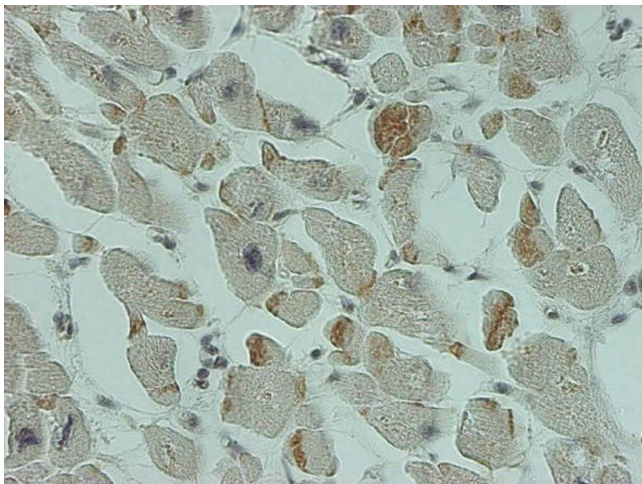
Western Blotting

Image 1. SMN2 monoclonal antibody (M01), clone 2B11-2A9. Western Blot analysis of SMN2 expression in human colon.



Immunofluorescence

Image 2. Immunofluorescence of monoclonal antibody to SMN2 on HeLa cell. [antibody concentration 10 ug/ml]



Immunostaining

Image 3. Immunoperoxidase of monoclonal antibody to SMN2 on formalin-fixed paraffin-embedded human heart tissue. [antibody concentration 1 ~ 10 ug/ml]

Please check the [product details page](#) for more images. Overall 6 images are available for ABIN948481.