



[Go to Product page](#)

Datasheet for ABIN948624
anti-XPA antibody (AA 1-273)

4 Images

Overview

Quantity:	100 µg
Target:	XPA
Binding Specificity:	AA 1-273
Reactivity:	Human
Host:	Mouse
Clonality:	Monoclonal
Conjugate:	This XPA antibody is un-conjugated
Application:	Western Blotting (WB), ELISA, Immunofluorescence (IF)

Product Details

Purpose:	Mouse monoclonal antibody raised against a full-length recombinant XPA.
Immunogen:	XPA (NP_000371.1, 1 a.a. ~ 273 a.a) full-length recombinant protein with GST tag. MW of the GST tag alone is 26 KDa.
Sequence:	MAAADGALPE AAALQPAEL PASVRASIER KRQRALMLRQ ARLAARPYSA TAAAATGGMA NVKAAPKIID TGGGFILEEE EEEEQKIGKV VHQPGPVMEF DYVICEECGK EFMDSYLMNH FDLPTCDNCR DADDKHLIT KTEAKQEYLL KCDLEKREP PLKFIVKKNP HHSQWGMKML YLKLQIVKRS LEVWGSQEAL EEAKEVRQEN REKMKQKKFD KVKELRRRAV RSSVWKRETI VHQHEYGPPEE NLEDDMYRKT CTMCGHELTY EKM
Clone:	2E4
Isotype:	IgG2a
Cross-Reactivity:	Human

Product Details

Characteristics: Antibody Reactive Against Recombinant Protein.

Target Details

Target: XPA

Alternative Name: XPA ([XPA Products](#))

Background: Full Gene Name: xeroderma pigmentosum, complementation group A
Synonyms: XP1,XPAC

Gene ID: 7507

NCBI Accession: [NM_000380](#)

Pathways: [DNA Damage Repair](#)

Application Details

Application Notes: Optimal working dilution should be determined by the investigator.

Restrictions: For Research Use only

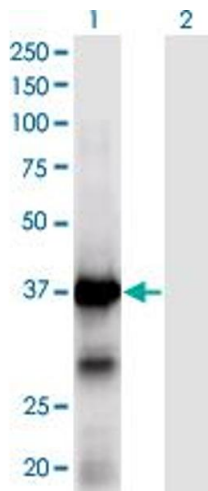
Handling

Buffer: In 1x PBS, pH 7.4

Handling Advice: Aliquot to avoid repeated freezing and thawing.

Storage: -20 °C

Storage Comment: Store at -20°C or lower. Aliquot to avoid repeated freezing and thawing.

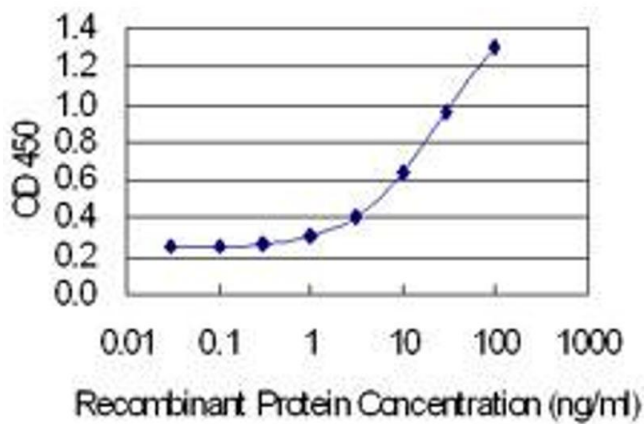


Western Blotting

Image 1. Western Blot analysis of XPA expression in transfected 293T cell line by XPA monoclonal antibody (M01), clone 2E4.


Lane 1: XPA transfected lysate (Predicted MW: 31.4 KDa).

Lane 2: Non-transfected lysate.



ELISA

Image 2. Detection limit for recombinant GST tagged XPA is 0.3 ng/ml as a capture antibody.



Western Blotting

Image 3. Western Blot detection against Immunogen (57.8 KDa) .

Please check the [product details page](#) for more images. Overall 4 images are available for ABIN948624.