

Datasheet for ABIN948752  
**anti-TIMELESS antibody (AA 1-1208)**



[Go to Product page](#)

6 Images

## Overview

Quantity:	100 µL
Target:	TIMELESS
Binding Specificity:	AA 1-1208
Reactivity:	Human
Host:	Rabbit
Clonality:	Polyclonal
Conjugate:	This TIMELESS antibody is un-conjugated
Application:	Western Blotting (WB), Immunoprecipitation (IP), Immunofluorescence (IF)

## Product Details

Purpose:	Rabbit polyclonal antibody raised against a full-length human TIMELESS protein.
Immunogen:	TIMELESS (NP_003911.1, 1 a.a. ~ 1208 a.a) full-length human protein.
Sequence:	MDLHMMNCEL LATCSALGYL EGDYHKEPD CLESVKDLIR YLRHEDETRD VRQQLGAAQI LQSDLLPILT QHHQDKPLFD AVIRLMVNLT QPALLCFGNL PKEPSFRHHF LQVLTYLQAY KEAFASEKAF GVLSETLYEL LQLGWEERQE EDNLLIERIL LLVRNILHVP ADLDQEKKID DDASAHDQLL WAIHLSGLDD LLLFLASSSA EEQWSLHVLE IVSLMFRDQN PEQLAGVGQG RLAQERSADF AELEVLQRRE MAEKKTRALQ RGNRHSRFGG SYIVQGLKSI GERDLIFHKG LHNLRNYSDD LGKQPKKVPK RRQAARELSI QRRSALNVRL FLRDFCSEFL ENCYNRLMGS VKDHLLREKA QQHDETYMW ALAFFMAFNR AASFRPGLVS ETLVSRTFHF IEQNLTNYE MMLTDRKEAA SWARRMHLAL KAYQELLATV NEMDLSPDEA VRESSRIKN NIFYVMEYRE LFLALFRKFD ERCQPRSFLR DLVETTHLFL KMLERFCRSR GNLVVQNKQK KRRKKKKKVL DQAIVSGNVP SSPVEEAVW PALAEQLQCC AQNSELSMDS VVPFDAASEV PVVEEQRAEAM

## Product Details

---

VRIQDCLLAG QAPQALTLLR SAREVWPEGD VFGSQDISPE EEIQLLKQIL SAPLPRQQGP  
EERGAEEEEEE EEEEEEEELQ VVQVSEKEFN FLDYLKRFAF STVVRAYVLL LRSYQQNSAH  
TNHCIVKMLH RLAHDLKMEA LLFQLSVFCL FNRLSDPAA GAYKELVTFA KYILGKFFAL  
AAVNQKAFVE LLFWKNTAVV REMTEGYGSL DDRSSRRAP TWSPEEEAHL QELYLANKDV  
EGQDVVEAIL AHLNTPRTR KQIIHHLVQM GLADSVKDFQ RKGTHIVLWT GDQELELQRL  
FEEFRSDDDV LGHIMKNITA KRSRARIVDK LLALGLVAER RELYKKRQKK LASSILPNGA  
ESLKDFCQED LEEENLPEE DSEEEEEEGGS EAEQVQGSV LSNNELGQSL HQEGFSIPLL  
WLQNCLIRAA DDREEDGCSQ AVPLVPLTEE NEEAMENEQF QLLRKLGVV PPASGQETFW  
RIPAKLSPTQ LRRAAASLSQ PEEEQKLQPE LQPKVPGEQG SDEEHCKEHR AQALRALLLA  
HKKKAGLASP EEEDAVGKEP LKAAPKKRQL LDSDEEQEED EGRNRAPELG APGIQKKKRY  
QIEDDEDD

Cross-Reactivity:	Human
Characteristics:	Antibody reactive against mammalian transfected lysate.

## Target Details

---

Target:	TIMELESS
Alternative Name:	TIMELESS ( <a href="#">TIMELESS Products</a> )
Background:	Full Gene Name: timeless homolog (Drosophila) Synonyms: FLJ12640,FLJ20714,TIM,TIM1,hTIM
Gene ID:	8914
NCBI Accession:	<a href="#">NM_003920</a>
Pathways:	<a href="#">Protein targeting to Nucleus</a> , <a href="#">Photoperiodism</a>

## Application Details

---

Application Notes:	Optimal working dilution should be determined by the investigator.
Restrictions:	For Research Use only

## Handling

---

Format:	Liquid
Buffer:	No additive
Preservative:	Without preservative


## Handling

Handling Advice: Aliquot to avoid repeated freezing and thawing.

Storage: -20 °C


Storage Comment: Store at -20°C or lower. Aliquot to avoid repeated freezing and thawing.

## Images




### Western Blotting

**Image 1.** TIMELESS MaxPab rabbit polyclonal antibody. Western Blot analysis of TIMELESS expression in HepG2.



### Western Blotting

**Image 2.** TIMELESS MaxPab rabbit polyclonal antibody. Western Blot analysis of TIMELESS expression in human colon.



### Immunoprecipitation

**Image 3.** Immunoprecipitation of TIMELESS transfected lysate using anti-TIMELESS MaxPab rabbit polyclonal antibody and Protein A Magnetic Bead, and immunoblotted with TIMELESS purified MaxPab mouse polyclonal antibody (B01P).

## Images

---

Please check the [product details page](#) for more images. Overall 6 images are available for ABIN948752.