



[Go to Product page](#)

Datasheet for ABIN948868
anti-USP3 antibody (AA 1-520)

3 Images

Overview

Quantity:	50 µg
Target:	USP3
Binding Specificity:	AA 1-520
Reactivity:	Human
Host:	Mouse
Clonality:	Polyclonal
Conjugate:	This USP3 antibody is un-conjugated
Application:	Western Blotting (WB), Immunohistochemistry (Paraffin-embedded Sections) (IHC (p))

Product Details

Purpose:	Mouse polyclonal antibody raised against a full-length human USP3 protein.
Immunogen:	USP3 (NP_006528.2, 1 a.a. ~ 520 a.a) full-length human protein.
Sequence:	MECPHLSSSV CIAPDSAKFP NGSPSSWCCS VCRSNKSPWV CLTCSSVHCG RYVNGHAKKH YEDAQVPLTN HKKSEKQDKV QHTVCMDCSS YSTYCYRCDD FVVNDTKLGL VQKVREHLQN LENSAFTADR HKKRKLLENS TLNSKLLKVN GSTTAICATG LRNLGNTCFM NAILQSLJNI EQFCCYFKEL PAVELRNGKT AGRRTYHTRS QGDNNVSLVE EFRKTLCALW QGSQTAFSPE SLFYVVKIM PNFRGYQQD AHEFMRYLLD HLHLELQGGF NGVRSAILQ ENSTLSASNK CCINGASTVV TAIFGGILQN EVNCLICGTE SRKFDPFLLD SLDIPSQFRS KRSKNQENGP VCSLRDCLRS FTDLEELDET ELYMCHKCKK KQKSTKKFWI QKLPKVLCLH LKRFHWHTAYL RNKVDTYVEF PLRGLDMKCY LLEPENSGPE SCLYDLAAVV VHHGSGVGSV HYTAYATHEG RWFHFNDSTV TLTDEETVVK AKAYILFYVE HQAKAGSDKL

Product Details

Cross-Reactivity:	Human
Characteristics:	Antibody reactive against mammalian transfected lysate.

Target Details

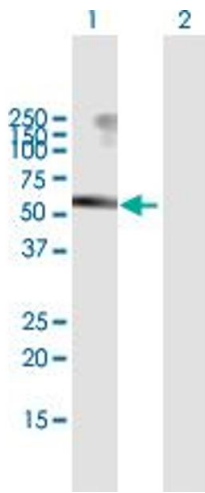
Target:	USP3
Alternative Name:	USP3 (USP3 Products)
Background:	Full Gene Name: ubiquitin specific peptidase 3 Synonyms: MGC129878,MGC129879,SIH003,UBP
Gene ID:	9960
NCBI Accession:	NM_006537

Application Details

Application Notes:	Optimal working dilution should be determined by the investigator.
Restrictions:	For Research Use only

Handling

Buffer:	In 1x PBS, pH 7.4
Handling Advice:	Aliquot to avoid repeated freezing and thawing.
Storage:	-20 °C
Storage Comment:	Store at -20°C or lower. Aliquot to avoid repeated freezing and thawing.

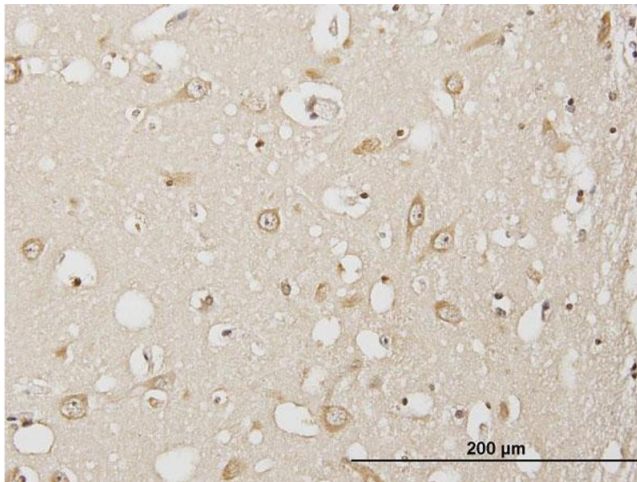


Western Blotting

Image 1. Western Blot analysis of USP3 expression in transfected 293T cell line by USP3 MaxPab polyclonal antibody.

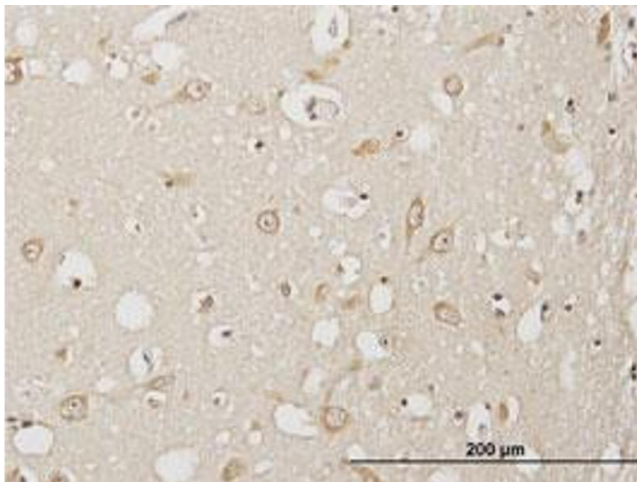
Lane 1: USP3 transfected lysate(57.2 KDa).

Lane 2: Non-transfected lysate.



Immunostaining

Image 2. Immunoperoxidase of purified MaxPab antibody to USP3 on formalin-fixed paraffin-embedded human cerebral cortex. [antibody concentration 3 ug/ml]



Immunohistochemistry (Formalin-fixed Paraffin-embedded Sections)

Image 3. Immunoperoxidase of purified MaxPab antibody to USP3 on formalin-fixed paraffin-embedded human cerebral cortex. (antibody concentration 3 μg/mL)