

Datasheet for ABIN949034
anti-SOX30 antibody (AA 1-501)



[Go to Product page](#)

4 Images

Overview

Quantity:	100 µL
Target:	SOX30
Binding Specificity:	AA 1-501
Reactivity:	Human
Host:	Rabbit
Clonality:	Polyclonal
Conjugate:	This SOX30 antibody is un-conjugated
Application:	Western Blotting (WB), Immunoprecipitation (IP)

Product Details

Purpose:	Rabbit polyclonal antibody raised against a full-length human SOX30 protein.
Immunogen:	SOX30 (NP_008948.1, 1 a.a. ~ 501 a.a) full-length human protein.
Sequence:	MERARPEPPP QPRPLRPAPP PLPVEGTSFW AAAMEPPPSS PTLSAAASAT LASSCGEAVA SGLQPAVRRLL LQVKPEQVLL LPQPQAQNEE AAASSAQARL LQFRPDLRLL QPPTASDGAT SRPELHPVQP LALHVKAKKQ KLGPSLDQSV GPRGAVETGP RASRVVKLEG PGPALGYFRG DEKGGLEAEE VMRDSMQGGA GKSPAAIREG VIKTEEPERL LEDCRLGAEP ASNGLVHGSA EVILAPTSGA FGPHQQDLRI PLTLHTVPPG ARIQFQGAPP SELIRLTKVP LTPVPTKMQS LLEPSVKIET KDVPLTVLPS DAGIPDTPFS KDRNGHVKRP MNAFMVWARI HRPALAKANP AANNAEISVQ LGLEWNKLSE EQKPPYYDEA QKIKEKHREE FPGWVYQPRP GKRKRFP LSV SNVFSGTTQN IISTNPTTVY PYRSPTYSVV IPSLQNPITH PVVHALTVGL PLAMEIFRVQ CQNALVIMKT GTQNMRVSFQ L

Product Details

Cross-Reactivity:	Human
Characteristics:	Antibody reactive against mammalian transfected lysate.

Target Details

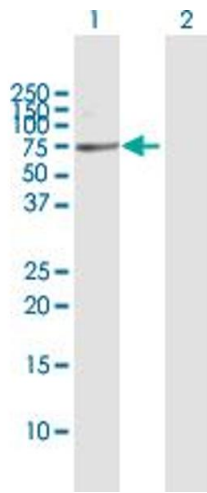
Target:	SOX30
Alternative Name:	SOX30 (SOX30 Products)
Background:	Full Gene Name: SRY (sex determining region Y)-box 30 Synonyms:
Gene ID:	11063
NCBI Accession:	NM_007017

Application Details

Application Notes:	Optimal working dilution should be determined by the investigator.
Restrictions:	For Research Use only

Handling

Format:	Liquid
Buffer:	No additive
Preservative:	Without preservative
Handling Advice:	Aliquot to avoid repeated freezing and thawing.
Storage:	-20 °C
Storage Comment:	Store at -20°C or lower. Aliquot to avoid repeated freezing and thawing.

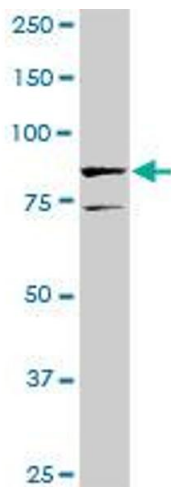


Western Blotting

Image 1. Western Blot analysis of SOX30 expression in transfected 293T cell line by SOX30 MaxPab polyclonal antibody.

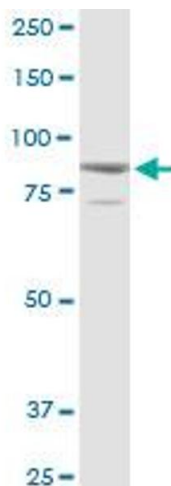
Lane 1: SOX30 transfected lysate(54.30 KDa).

Lane 2: Non-transfected lysate.



Western Blotting

Image 2. SOX30 MaxPab rabbit polyclonal antibody. Western Blot analysis of SOX30 expression in human placenta.



Western Blotting

Image 3. SOX30 MaxPab rabbit polyclonal antibody. Western Blot analysis of SOX30 expression in HeLa S3 NE.

Please check the [product details page](#) for more images. Overall 4 images are available for ABIN949034.