

Datasheet for ABIN949322
anti-POLK antibody (AA 1-472)



[Go to Product page](#)

3 Images

Overview

Quantity:	50 µg
Target:	POLK
Binding Specificity:	AA 1-472
Reactivity:	Human
Host:	Mouse
Clonality:	Polyclonal
Conjugate:	This POLK antibody is un-conjugated
Application:	Western Blotting (WB), Immunofluorescence (IF)

Product Details

Purpose:	Mouse polyclonal antibody raised against a full-length human POLK protein.
Immunogen:	POLK (AAH50718.1, 1 a.a. ~ 472 a.a) full-length human protein.
Sequence:	MDSTKEKCDS YKDDLLLRMG LNDNKAGMEG LDKEKINKII MEATKGSRFY GNELKKEKQV NQRIENMMQQ KAQITSQQLR KAQLQVDRFA MELEQSRNLS NTIVHIDMDA FYAAVEMRDN PELKDKPIAV GSMSMLSTSN YHARRFGVRA AMPGFIKRL CPQLIIVPPN FDKYRAVSKE VKEILADYDP NFMAMSLDEA YLNITKHL EE RQNWPEDKRR YFIKMGSSVE NDNPGKEV NK LSEHERSISP LLFEESPSDV QPPGDPFQVN FEEQNNPQIL QNSVVFGTSA QEVVKEIRFR IEQKTTLTAS AGIAPNTMLA KVCSDKNKPN GQYQILPNRQ AVMDFIKDLP IRKVSGIGKV TEKMLKALGI ITCTELYQQR ALLSLLFSET SWHYFLHISL GLGSTHLTRD GERKSMSVER TFSEINKAEE QYSLCQELCS ELAQDLQKER LKVLYFDMVS LVFKFFNSKM LP
Cross-Reactivity:	Human

Product Details

Characteristics: Antibody reactive against mammalian transfected lysate.

Target Details

Target: POLK

Alternative Name: POLK ([POLK Products](#))

Background: Full Gene Name: polymerase (DNA directed) kappa
Synonyms: DINB1,DINP,POLQ

Gene ID: 51426

Pathways: [DNA Damage Repair](#)

Application Details

Application Notes: Optimal working dilution should be determined by the investigator.

Restrictions: For Research Use only

Handling

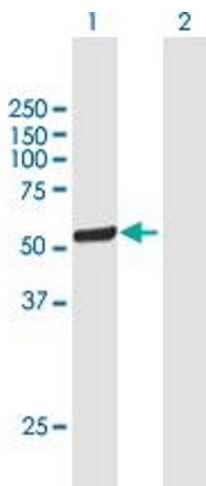
Buffer: In 1x PBS, pH 7.4

Handling Advice: Aliquot to avoid repeated freezing and thawing.

Storage: -20 °C

Storage Comment: Store at -20°C or lower. Aliquot to avoid repeated freezing and thawing.

Images

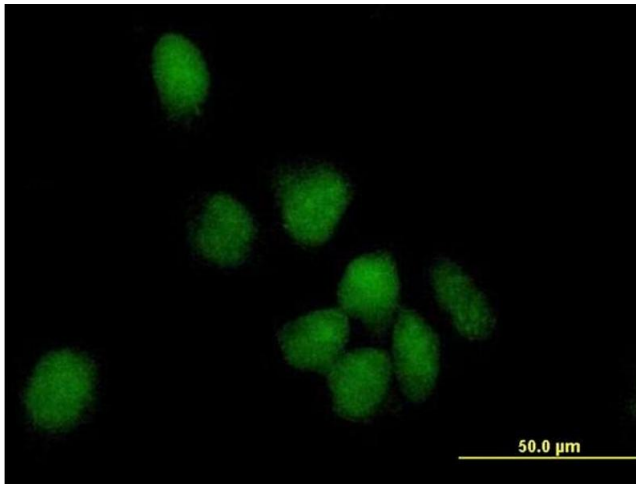


Western Blotting

Image 1. Western Blot analysis of POLK expression in transfected 293T cell line by POLK MaxPab polyclonal antibody.

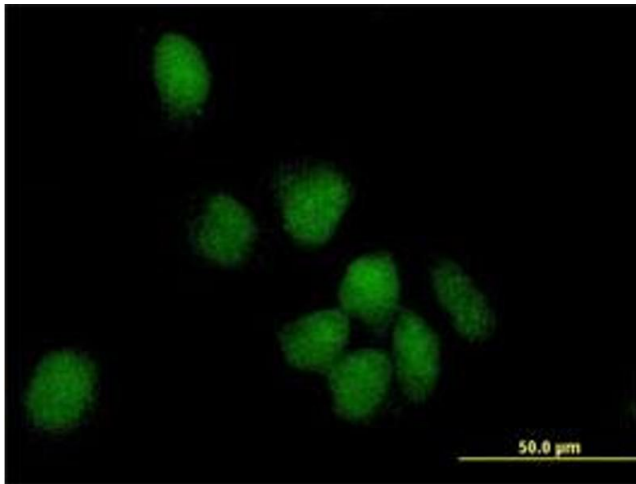
Lane1:POLK transfected lysate(51.92 KDa).

Lane2:Non-transfected lysate.



Immunofluorescence

Image 2. Immunofluorescence of purified MaxPab antibody to POLK on HeLa cell. [antibody concentration 10 μg/ml]



Immunofluorescence

Image 3. Immunofluorescence of purified MaxPab antibody to POLK on HeLa cell. (antibody concentration 10 μg/mL)