



[Go to Product page](#)

Datasheet for ABIN949435

## anti-PANK4 antibody (AA 1-773)

### 6 Images

#### Overview

Quantity:	100 µg
Target:	PANK4
Binding Specificity:	AA 1-773
Reactivity:	Human
Host:	Rabbit
Clonality:	Polyclonal
Conjugate:	This PANK4 antibody is un-conjugated
Application:	Western Blotting (WB), Immunofluorescence (IF)

#### Product Details

Purpose:	Rabbit polyclonal antibody raised against a full-length human PANK4 protein.
Immunogen:	PANK4 (NP_060686.1, 1 a.a. ~ 773 a.a) full-length human protein.
Sequence:	MAECGASGSG SSGDSLKSI TLPPDEIFRN LENAQRFAID IGGSLTKLAY YSTVQHKVAK VRSFDHSGKD TEREHEPPYE ISVQEEITAR LHFIFKENTY IEACLDFIKD HLVNTETKVI QATGGGAYKF KDLIEEKRLR KVDKEDVMTC LIKGCNFVLK NIPHEAFVYQ KDS DPEFRFQ TNHPHIFPYL LVNIGSGVSI VKVETEDRFE WVGSSIGGG TFWGLGALLT KTKKFDLLH LASRGQHSNV DMLVRDVYGG AHQTLGLSGN LIASSFGKSA TADQEFKED MAKSLMHMIS NDIGQLACLH ARLHSLDRVY FGGFFIRGHP VTMRTITYSI NFFSKGEVQA LFLRHEGYLG AIGAFKGAE QDNPNQYSWG ENYAGSSGLM SASPELGPAQ RARSGTFDLL EMDRLERPLV DLPLLLDPPS YPDTVDLTD DALARKYWLT CFEEALDGVV KRAVASQPDS VDAAERAKEF RQKYWNKLQT LRQQPFAYGT LTVRSLDTR EHCLNEFNFP DPYSKVKQRE NGVALRCFPG VVRSLDALGW EERQLALVKG LLAGNVFDWG AKAVSAVLES DPYFGFEEAK RKLQERPWL

## Product Details

---

DSYSEWLQRL KGPPHKCALI FADNSGIDII LGVFPFVREL LLRGTEVILA CNSGPALNDV  
THSESLIVAE RIAGMDPVVH SALQEERLLL VQTGSSSPCL DLSRLDKGLA ALVRERGADL  
VVEGMGRAV HTNYHAALRC ESLKLAVIKN AWLAERLGG R LFSVIFKYEV PAE

Cross-Reactivity: Human, Mouse, Rat

Characteristics: Antibody reactive against mammalian transfected lysate.

## Target Details

---

Target: PANK4

Alternative Name: PANK4 ([PANK4 Products](#))

Background: Full Gene Name: pantothenate kinase 4  
Synonyms: DKFZp547M242,FLJ10782

Gene ID: 55229

NCBI Accession: [NM\\_018216](#)

Pathways: [Ribonucleoside Biosynthetic Process](#)

## Application Details

---

Application Notes: Optimal working dilution should be determined by the investigator.

Restrictions: For Research Use only

## Handling

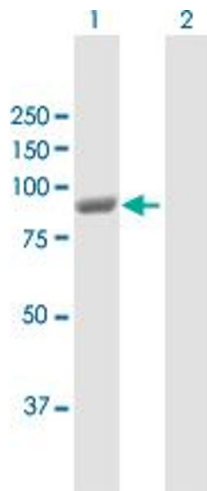
---

Buffer: In 1x PBS, pH 7.4

Handling Advice: Aliquot to avoid repeated freezing and thawing.

Storage: -20 °C

Storage Comment: Store at -20°C or lower. Aliquot to avoid repeated freezing and thawing.

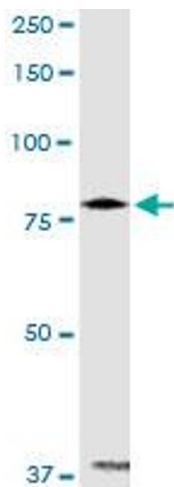


#### Western Blotting

**Image 1.** Western Blot analysis of PANK4 expression in transfected 293T cell line by PANK4 MaxPab polyclonal antibody.

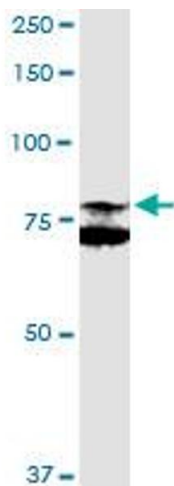
Lane 1: PANK4 transfected lysate(86.00 KDa).

Lane 2: Non-transfected lysate.



#### Western Blotting

**Image 2.** PANK4 MaxPab rabbit polyclonal antibody. Western Blot analysis of PANK4 expression in HeLa S3 NE.



#### Western Blotting

**Image 3.** PANK4 MaxPab rabbit polyclonal antibody. Western Blot analysis of PANK4 expression in Raw 264.7.

Please check the [product details page](#) for more images. Overall 6 images are available for ABIN949435.