



[Go to Product page](#)

Datasheet for ABIN949460
anti-BMP2K antibody (AA 540-650)

5 Images

Overview

Quantity:	100 µg
Target:	BMP2K
Binding Specificity:	AA 540-650
Reactivity:	Human
Host:	Mouse
Clonality:	Monoclonal
Conjugate:	This BMP2K antibody is un-conjugated
Application:	Western Blotting (WB), ELISA, Immunofluorescence (IF), RNA Interference (RNAi)

Product Details

Purpose:	Mouse monoclonal antibody raised against a partial recombinant BMP2K.
Immunogen:	BMP2K (AAH36021, 540 a.a. ~ 650 a.a) partial recombinant protein with GST tag. MW of the GST tag alone is 26 KDa.
Sequence:	YQQAFFQQQM LAQHQPQQQ ASPEYLTPSQ EFSPALVSYT SSLPAQVGTI MDSSYSANRS VADKEAIANF TNQKNISNPP DMSGWNPFGD DNFSKLTTEE LLDREFDLLR S
Clone:	X1
Isotype:	IgG2a
Cross-Reactivity:	Human
Characteristics:	Antibody Reactive Against Recombinant Protein.

Target Details

Target:	BMP2K
Alternative Name:	BMP2K (BMP2K Products)
Background:	Full Gene Name: BMP2 inducible kinase Synonyms: BIKE,DKFZp434K0614,DKFZp434P0116,HRIHFB2017
Gene ID:	55589


Application Details

Application Notes:	Optimal working dilution should be determined by the investigator.
Restrictions:	For Research Use only

Handling

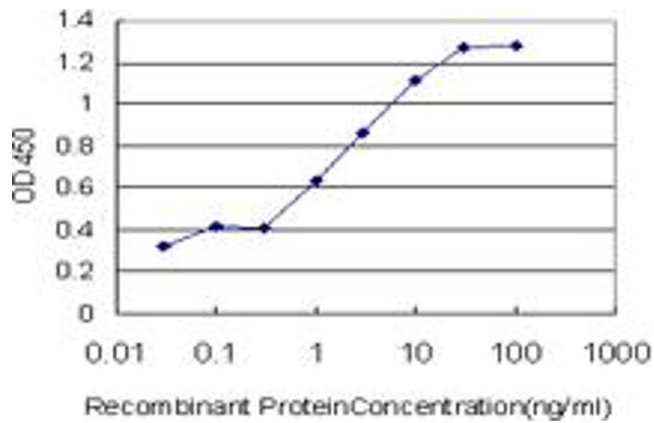
Buffer:	In 1x PBS, pH 7.4
Handling Advice:	Aliquot to avoid repeated freezing and thawing.
Storage:	-20 °C
Storage Comment:	Store at -20°C or lower. Aliquot to avoid repeated freezing and thawing.

Images




Western Blotting

Image 1. Western blot analysis of BMP2K over-expressed 293 cell line, cotransfected with BMP2K Validated Chimera RNAi (Lane 2) or non-transfected control (Lane 1). Blot probed with BMP2K monoclonal antibody (M03) clone X1. GAPDH (36.1 kDa) used as specificity and loading control.



ELISA

Image 2. Detection limit for recombinant GST tagged BMP2K is approximately 0.1ng/ml as a capture antibody.



Western Blotting

Image 3. Western Blot analysis of BMP2K expression in transfected 293T cell line by BMP2K monoclonal antibody (M03), clone X1.

Lane 1: BMP2K transfected lysate(73.9 KDa).

Lane 2: Non-transfected lysate.

Please check the [product details page](#) for more images. Overall 5 images are available for ABIN949460.