Datasheet for ABIN949487

anti-DMAP1 antibody (AA 1-467)

3 Images

Go to Product page

Overview

Quantity:	50 µg
Target:	DMAP1
Binding Specificity:	AA 1-467
Reactivity:	Human
Host:	Mouse
Clonality:	Polyclonal
Conjugate:	This DMAP1 antibody is un-conjugated
Application:	Western Blotting (WB), Immunofluorescence (IF)

Product Details

Purpose:	Mouse polyclonal antibody raised against a full-length human DMAP1 protein.
Immunogen:	DMAP1 (NP_061973.1, 1 a.a. ~ 467 a.a) full-length human protein.
Sequence:	MATGADVRDI LELGGPEGDA ASGTISKKDI INPDKKKSKK SSETLTFKRP EGMHREVYAL LYSDKKDAPP LLPSDTGQGY RTVKAKLGSK KVRPWKWMPF TNPARKDGAM FFHWRRAAEE GKDYPFARFN KTVQVPVYSE QEYQLYLHDD AWTKAETDHL FDLSRRFDLR FVVIHDRYDH QQFKKRSVED LKERYYHICA KLANVRAVPG TDLKIPVFDA GHERRRKEQL ERLYNRTPEQ VAEEEYLLQE LRKIEARKKE REKRSQDLQK LITAADTTAE QRRTERKAPK KKLPQKKEAE KPAVPETAGI KFPDFKSAGV TLRSQRMKLP SSVGQKKIKA LEQMLLELGV ELSPTPTEEL VHMFNELRSD LVLLYELKQA CANCEYELQM LRHRHEALAR AGVLGGPATP ASGPGPASAE PAVTEPGLGP DPKDTIIDVV GAPLTPNSRK RRESASSSSS VKKAKKP
Cross-Reactivity:	Human

Copyright antibodies-online. All rights reserved.

Product Details

Characteristics:	Antibody reactive against mammalian transfected lysate.

Target Details

Target:	DMAP1
Alternative Name:	DMAP1 (DMAP1 Products)
Background:	Full Gene Name: DNA methyltransferase 1 associated protein 1 Synonyms: DKFZp686L09142,DNMAP1,DNMTAP1,EAF2,FLJ11543,KIAA1425,SWC4
Gene ID:	55929
NCBI Accession:	NM_019100

Application Details

Application Notes:	Optimal working dilution should be determined by the investigator.
Restrictions:	For Research Use only

Handling

Buffer:	In 1x PBS, pH 7.4
Handling Advice:	Aliquot to avoid repeated freezing and thawing.
Storage:	-20 °C
Storage Comment:	Store at -20°C or lower. Aliquot to avoid repeated freezing and thawing.

Images

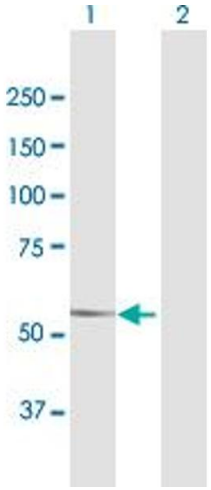

Western Blotting

Image 1. Western Blot analysis of DMAP1 expression in transfected 293T cell line by DMAP1 MaxPab polyclonal antibody.

Lane 1: DMAP1 transfected lysate(51.37 KDa).

Lane 2: Non-transfected lysate.

Copyright antibodies-online. All rights reserved.

Images

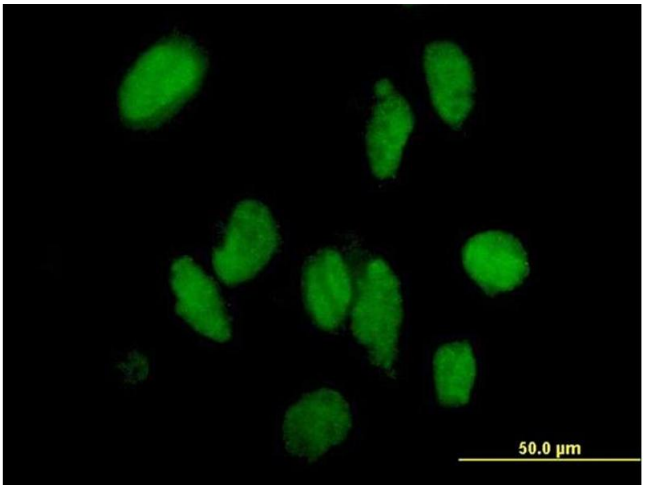

Immunofluorescence

Image 2. Immunofluorescence of purified MaxPab antibody to DMAP1 on HeLa cell. [antibody concentration 10 ug/ml]

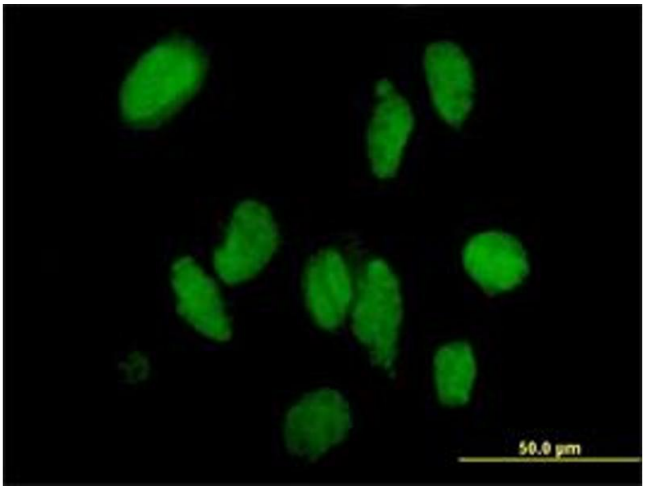

Immunofluorescence

Image 3. Immunofluorescence of purified MaxPab antibody to DMAP1 on HeLa cell. (antibody concentration 10 ㄅg/mL)

 Copyright antibodies-online. All rights reserved.