



[Go to Product page](#)

Datasheet for ABIN949644
anti-RPAP3 antibody (AA 1-631)

4 Images

Overview

Quantity:	100 µL
Target:	RPAP3
Binding Specificity:	AA 1-631
Reactivity:	Human
Host:	Rabbit
Clonality:	Polyclonal
Conjugate:	This RPAP3 antibody is un-conjugated
Application:	Western Blotting (WB), Immunoprecipitation (IP)

Product Details

Purpose:	Rabbit polyclonal antibody raised against a full-length human RPAP3 protein.
Immunogen:	RPAP3 (AAH56415.1, 1 a.a. ~ 631 a.a) full-length human protein.
Sequence:	MTSANKAIEL QLQVKQNAEE LQDFMRDLEN WEKDIKQKDM ELRRQNGVPE ENLPPIRNGN FRKKKKGKAK ESSKKTREEN TKNRIKSYDY EAWAKLDVDR ILDELKDDDS THESLSQESE SEEDGIHVDS QKALVLKEKG NKYFKQGKYD EAIDCYTKGM DADPYNPVLV TNRASAYFRL KKFAVAESDC NLAVALNRSY TKAYSRRGAA RFALQKLEEA KKDYERVLEL EPNNFEATNE LRKISQALAS KENSYPKEAD IVIKSTEGER KQIEAQQNKQ QAISEKDRGN GFFKEGKYER AIECYTRGIA ADGANALLPA NRAMAYLKIY KYEEAEKDCT QAILLDGSYS KAFARRGTAR TFLGKLNEAK QDFETVLLLE PGNKQAVTEL SKIKKKPLKK VIEETGNLI QTIDVPDSTT AAPENNPIN LANVIAATGT TSKKNSSQDD LFPTSDTPRA KVLKIEEVSD TSSLQPQASL KQDVCQSYSE KMPIEIEQKP AQFATTVLPP IPANSFQLES DFRQLKSSPD MLYQYLKQIE PSLYPKLFQK NLDPDVFNQI VKILHDFYIE KEKPLIFEI LQRLSELKRF DMAVMFMSET

Product Details

EKKIARALFN HIDKSGLKDS SVEELKKRYG G

Cross-Reactivity: Human

Characteristics: Antibody reactive against mammalian transfected lysate.

Target Details

Target: RPAP3

Alternative Name: RPAP3 ([RPAP3 Products](#))

Background: Full Gene Name: RNA polymerase II associated protein 3
Synonyms: FLJ21908,spag

Gene ID: 79657

Application Details

Application Notes: Optimal working dilution should be determined by the investigator.

Restrictions: For Research Use only

Handling

Format: Liquid


Buffer: No additive

Preservative: Without preservative

Handling Advice: Aliquot to avoid repeated freezing and thawing.


Storage: -20 °C

Storage Comment: Store at -20°C or lower. Aliquot to avoid repeated freezing and thawing.



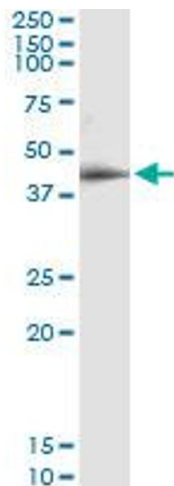
Western Blotting

Image 1. RPAP3 MaxPab rabbit polyclonal antibody. Western Blot analysis of RPAP3 expression in human pancreas.



Western Blotting

Image 2. RPAP3 MaxPab rabbit polyclonal antibody. Western Blot analysis of RPAP3 expression in Jurkat.



Immunoprecipitation

Image 3. Immunoprecipitation of RPAP3 transfected lysate using anti-RPAP3 MaxPab rabbit polyclonal antibody and Protein A Magnetic Bead, and immunoblotted with RPAP3 purified MaxPab mouse polyclonal antibody (B01P).

Please check the [product details page](#) for more images. Overall 4 images are available for ABIN949644.