



[Go to Product page](#)

Datasheet for ABIN949888

anti-SPRR4 antibody (AA 1-79)

3 Images

Overview

Quantity:	100 µg
Target:	SPRR4
Binding Specificity:	AA 1-79
Reactivity:	Human
Host:	Mouse
Clonality:	Monoclonal
Conjugate:	This SPRR4 antibody is un-conjugated
Application:	ELISA, Western Blotting (WB)

Product Details

Purpose:	Mouse monoclonal antibody raised against a full-length recombinant SPRR4.
Immunogen:	SPRR4 (NP_775103.1, 1 a.a. ~ 79 a.a) full-length recombinant protein with GST tag. MW of the GST tag alone is 26 KDa.
Sequence:	MSSQQQRQQ QQCPPQRAQQ QQVKQPCQPP PVKQCETCAP KTKDPCAPQV KKQCPPKGTI IPAQQKCPSA QQASKSKQK
Clone:	1G5
Isotype:	IgG1
Cross-Reactivity:	Human
Characteristics:	Antibody Reactive Against Recombinant Protein.

Target Details

Target:	SPRR4
Alternative Name:	SPRR4 (SPRR4 Products)
Background:	Full Gene Name: small proline-rich protein 4 Synonyms: MGC138375,MGC138377
Gene ID:	163778
NCBI Accession:	NM_173080

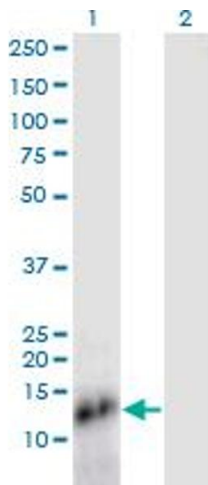
Application Details

Application Notes:	Optimal working dilution should be determined by the investigator.
Restrictions:	For Research Use only

Handling

Buffer:	In 1x PBS, pH 7.4
Handling Advice:	Aliquot to avoid repeated freezing and thawing.
Storage:	-20 °C
Storage Comment:	Store at -20°C or lower. Aliquot to avoid repeated freezing and thawing.

Images

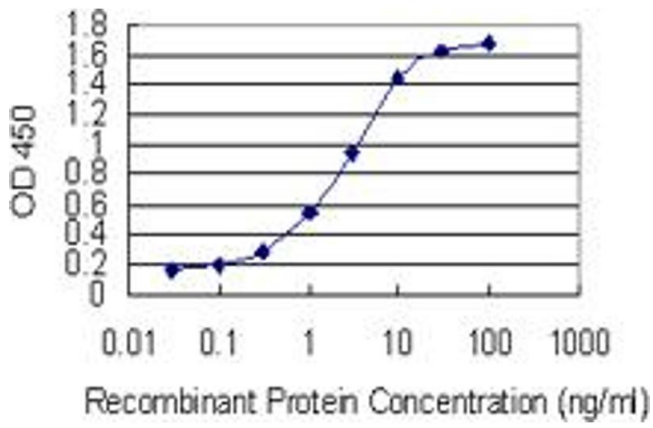


Western Blotting

Image 1. Western Blot analysis of SPRR4 expression in transfected 293T cell line by SPRR4 monoclonal antibody (M04), clone 1G5.

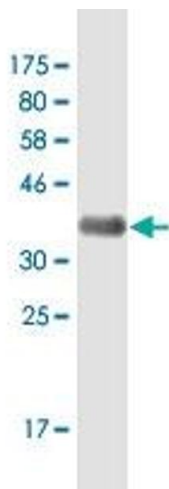
Lane 1: SPRR4 transfected lysate (Predicted MW: 8.80000000 KDa).

Lane 2: Non-transfected lysate.



ELISA

Image 2. Detection limit for recombinant GST tagged SPRR4 is 0.03 ng/ml as a capture antibody.



Western Blotting

Image 3. Western Blot detection against Immunogen (35.2 kDa).