



Datasheet for ABIN949894

anti-ASXL1 antibody (AA 1-84)



[Go to Product page](#)

5 Images

1 Publication

Overview

Quantity:	100 µg
Target:	ASXL1
Binding Specificity:	AA 1-84
Reactivity:	Human
Host:	Mouse
Clonality:	Monoclonal
Conjugate:	This ASXL1 antibody is un-conjugated
Application:	Western Blotting (WB), ELISA

Product Details

Purpose:	Mouse monoclonal antibody raised against a full-length recombinant ASXL1.
Immunogen:	ASXL1 (AAH64984.1, 1 a.a. ~ 84 a.a) full-length recombinant protein with GST tag. MW of the GST tag alone is 26 KDa.
Sequence:	MKDKQKKKKE RTWAEARLV LENYSDAPMT PKQILQVIEA EGLKEMSGTS PLACLNAMLH SNSRGGEGLF YKLPGRISLF TLKR
Clone:	6E2
Isotype:	IgG2a
Cross-Reactivity:	Human
Characteristics:	Antibody Reactive Against Recombinant Protein.

Target Details

Target:	ASXL1
Alternative Name:	ASXL1 (ASXL1 Products)
Background:	Full Gene Name: additional sex combs like 1 (Drosophila) Synonyms: KIAA0978,MGC117280,MGC71111
Gene ID:	171023
Pathways:	Retinoic Acid Receptor Signaling Pathway

Application Details


Application Notes:	Optimal working dilution should be determined by the investigator.
Restrictions:	For Research Use only

Handling

Buffer:	In 1x PBS, pH 7.4
Handling Advice:	Aliquot to avoid repeated freezing and thawing.
Storage:	-20 °C
Storage Comment:	Store at -20°C or lower. Aliquot to avoid repeated freezing and thawing.

Publications

Product cited in:	Davies, Yip, Fernandez-Mercado, Woll, Agirre, Prosper, Jacobsen, Wainscoat, Pellagatti, Boulton: "Silencing of ASXL1 impairs the granulomonocytic lineage potential of human CD34 ⁺ progenitor cells." in: British journal of haematology , Vol. 160, Issue 6, pp. 842-50, (2013) (PubMed).
-------------------	---




Western Blotting

Image 1. Western Blot analysis of ASXL1 expression in transfected 293T cell line by ASXL1 monoclonal antibody (M05), clone 6E2.

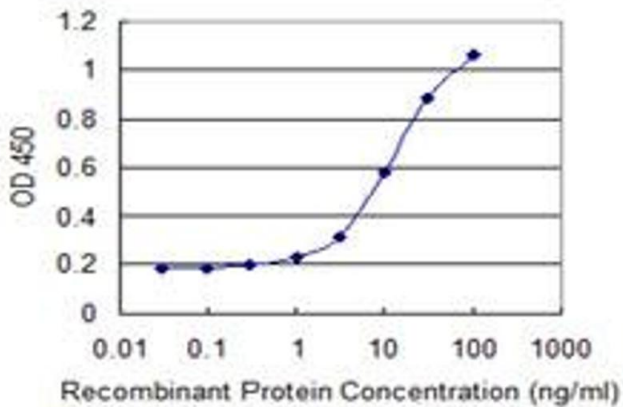
Lane 1: ASXL1 transfected lysate (9.5 kDa).

Lane 2: Non-transfected lysate.



Western Blotting

Image 2. ASXL1 monoclonal antibody (M05), clone 6E2. Western Blot analysis of ASXL1 expression in MCF-7.



ELISA

Image 3. Detection limit for recombinant GST tagged ASXL1 is 0.3 ng/ml as a capture antibody.

Please check the [product details page](#) for more images. Overall 5 images are available for ABIN949894.