



[Go to Product page](#)

Datasheet for ABIN949950
anti-ZSCAN22 antibody (AA 196-294)

3 Images

Overview

Quantity:	100 µg
Target:	ZSCAN22
Binding Specificity:	AA 196-294
Reactivity:	Human
Host:	Mouse
Clonality:	Monoclonal
Conjugate:	This ZSCAN22 antibody is un-conjugated
Application:	Western Blotting (WB), ELISA

Product Details

Purpose:	Mouse monoclonal antibody raised against a partial recombinant ZSCAN22.
Immunogen:	ZSCAN22 (NP_862829.1, 196 a.a. ~ 294 a.a) partial recombinant protein with GST tag. MW of the GST tag alone is 26 KDa.
Sequence:	KSVTQQIHFK KTSGPYKDVP TDQRGRESGA SRNSSSAWPN LTSQEKPPSE DKFDLVDAYG TEPPYTYSGK RSSKCRECRK MFQSASALEA HQTTHSRKT
Clone:	3E9
Isotype:	IgG2a
Cross-Reactivity:	Human
Characteristics:	Antibody Reactive Against Recombinant Protein.

Target Details

Target:	ZSCAN22
Alternative Name:	ZSCAN22 (ZSCAN22 Products)
Background:	Full Gene Name: zinc finger and SCAN domain containing 22 Synonyms: HKR2,MGC126679,MGC138482,ZNF50
Gene ID:	342945
NCBI Accession:	NM_181846

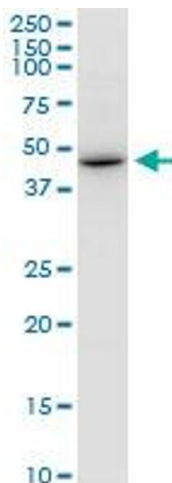
Application Details

Application Notes:	Optimal working dilution should be determined by the investigator.
Restrictions:	For Research Use only

Handling

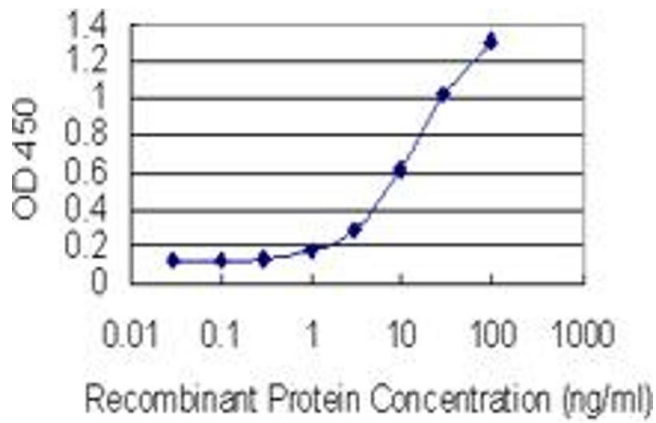
Buffer:	In 1x PBS, pH 7.4
Handling Advice:	Aliquot to avoid repeated freezing and thawing.
Storage:	-20 °C
Storage Comment:	Store at -20°C or lower. Aliquot to avoid repeated freezing and thawing.

Images



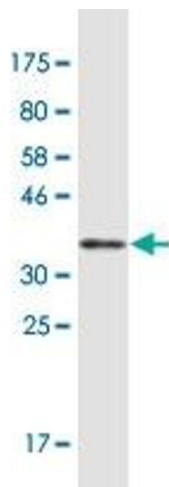
Western Blotting

Image 1. ZSCAN22 monoclonal antibody (M08), clone 3E9.
Western Blot analysis of ZSCAN22 expression in HepG2.



ELISA

Image 2. Detection limit for recombinant GST tagged ZSCAN22 is 0.3 ng/ml as a capture antibody.



Western Blotting

Image 3. Western Blot detection against Immunogen (36.63 kDa).