



Datasheet for ABIN950049
anti-VCAM1 antibody (AA 1-739)



[Go to Product page](#)

6 Images

Overview

Quantity:	100 µL
Target:	VCAM1
Binding Specificity:	AA 1-739
Reactivity:	Human
Host:	Rabbit
Clonality:	Polyclonal
Conjugate:	This VCAM1 antibody is un-conjugated
Application:	Western Blotting (WB), Immunoprecipitation (IP)

Product Details

Purpose:	Rabbit polyclonal antibody raised against a full-length human VCAM1 protein.
Immunogen:	VCAM1 (NP_001069.1, 1 a.a. ~ 739 a.a) full-length human protein.
Sequence:	MPGKMMVILG ASNILWIMFA ASQAFKIETT PESRYLAQIG DSVSLTCSTT GCESPFFSWR TQIDSPLNGK VTNEGTTSTL TMNPVSFGNE HSYLCTATCE SRKLEKGIQV EIYSFPKDPE IHLSGPLEAG KPITVKCSVA DVYPPDRLEI DLLKGDHLMK SQEFLEDADR KSLETKSLEV TFTPVIEDIG KVLVCRACLH IDEMDSVPTV RQAVKELQVY ISPKNTVISV NPSTKLQEGG SVTMTCSSEG LPAPEIFWSK KLDNGNLQHL SGNATLTLIA MRMEDSGIYV CEGVNLIGKN RKEVELIVQE KPFTVEISPG PRIAAQIGDS VMLTCSVMGC ESPFSWRTQ IDSPLSGKVR SEGTNSTLTL SPVSFENEHS YLCTVTCGHK KLEKGIQVEL YSFPDPPEIE MSGGLVNGSS VTVSCKVPSV YPLDRLEIEL LKGETILENI EFLEDTDMKS LENKSLEMTF IPTIEDTGKA LVCQAKLHID DMEFEPKQRQ STQTLVYVVA PRDITVLVSP SSILEEGSSV NMTCLSQGFP APKILWSRQL PNGELQPLSE NATLTLISTK MEDSGVYLCE GINQAGRSRK EVELIIQVTP

Product Details

KDIKLTAFPS ESVKEGDTVI ISCTCGNVPE TWIILKKKAE TGDTVLKSID GAYTIRKAQL
KDAGVYECES KNKVGSQ LRS LTLDVQGRE N KDYFSPELL VLYFASSLII PAIGMIIYFA
RKANMKGSYS LVEAQKSKV

Cross-Reactivity: Human, Mouse

Characteristics: Antibody reactive against mammalian transfected lysate.

Target Details

Target: VCAM1

Alternative Name: VCAM1 ([VCAM1 Products](#))

Background: Full Gene Name: vascular cell adhesion molecule 1
Synonyms: CD106,DKFZp779G2333,INCAM-100,MGC99561

Gene ID: 7412

NCBI Accession: [NM_001078](#)

Pathways: [Carbohydrate Homeostasis](#)

Application Details

Application Notes: Optimal working dilution should be determined by the investigator.

Restrictions: For Research Use only

Handling

Format: Liquid

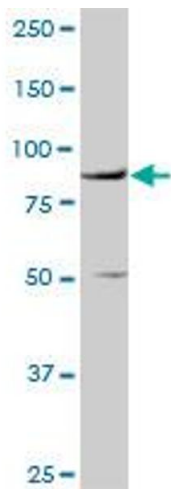
Buffer: No additive

Preservative: Without preservative

Handling Advice: Aliquot to avoid repeated freezing and thawing.

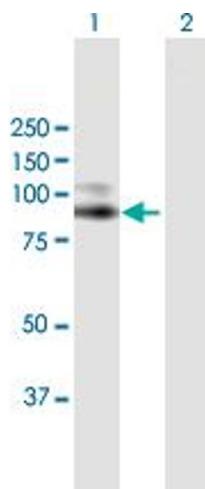
Storage: -20 °C

Storage Comment: Store at -20°C or lower. Aliquot to avoid repeated freezing and thawing.



Western Blotting

Image 1. VCAM1 MaxPab rabbit polyclonal antibody. Western Blot analysis of VCAM1 expression in HeLa.

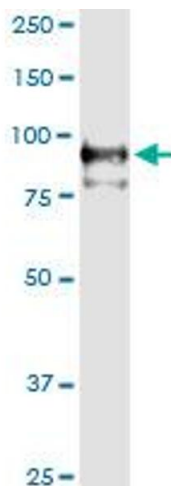


Western Blotting

Image 2. Western Blot analysis of VCAM1 expression in transfected 293T cell line by VCAM1 MaxPab polyclonal antibody.

Lane 1: VCAM1 transfected lysate(81.30 KDa).

Lane 2: Non-transfected lysate.



Immunoprecipitation

Image 3. Immunoprecipitation of VCAM1 transfected lysate using anti-VCAM1 MaxPab rabbit polyclonal antibody and Protein A Magnetic Bead , and immunoblotted with VCAM1 purified MaxPab mouse polyclonal antibody (B01P) .

Please check the [product details page](#) for more images. Overall 6 images are available for ABIN950049.