

Datasheet for ABIN950094
anti-STYK1 antibody (AA 1-422)



[Go to Product page](#)

5 Images

Overview

Quantity:	100 µL
Target:	STYK1
Binding Specificity:	AA 1-422
Reactivity:	Human
Host:	Rabbit
Clonality:	Polyclonal
Conjugate:	This STYK1 antibody is un-conjugated
Application:	Western Blotting (WB), Immunoprecipitation (IP)

Product Details

Purpose:	Rabbit polyclonal antibody raised against a full-length human STYK1 protein.
Immunogen:	STYK1 (NP_060893.1, 1 a.a. ~ 422 a.a) full-length human protein.
Sequence:	MGMTRMLLEC SLSDKLCVIQ EKQYEVIIVP TLLVTIFLIL LGVILWLFIR EQRTQQQRSG PQGIAPVPPP RDLSEAGHG GNVALPLKET SVENFLGATT PALAKLQVPR EQLSEVLEQI CSGSCGPIFR ANMNTGDPSK PKSVILKALK EPAGLHEVQD FLGRIQFHQY LGKHKNLVQL EGCCTEKLPL YMVLEDVAQG DLLGFLWTCR RDVMTMDGLL YDLTEKQVYH IGKQVLLALE FLQEKLHFHG DVAARNILMQ SDLTAKLCGL GLAYEVYTRG AISSTQTIPL KWLAPERLLL RPASIRADVW SFGILLYEMV TLGAPPYPEV PPTSILEHLQ RRKIMKRPS CHTMYSIMK SCWRWREADR PSPRELRLRL EAAIKTADDE AVLQVPELVV PELYAAVAGI RVESLFYNYS ML
Cross-Reactivity:	Human, Mouse
Characteristics:	Antibody reactive against mammalian transfected lysate.

Target Details

Target:	STYK1
Alternative Name:	STYK1 (STYK1 Products)
Background:	Full Gene Name: serine/threonine/tyrosine kinase 1 Synonyms: DKFZp761P1010,NOK,SuRTK106
Gene ID:	55359
NCBI Accession:	NM_018423


Application Details

Application Notes:	Optimal working dilution should be determined by the investigator.
Restrictions:	For Research Use only

Handling

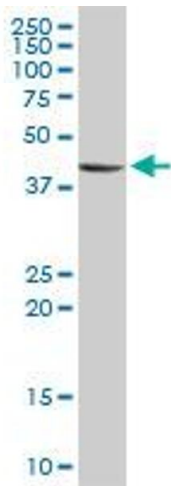
Format:	Liquid
Buffer:	No additive
Preservative:	Without preservative
Handling Advice:	Aliquot to avoid repeated freezing and thawing.
Storage:	-20 °C
Storage Comment:	Store at -20°C or lower. Aliquot to avoid repeated freezing and thawing.

Images




Western Blotting

Image 1. STYK1 MaxPab rabbit polyclonal antibody. Western Blot analysis of STYK1 expression in mouse kidney.



Western Blotting

Image 2. STYK1 MaxPab rabbit polyclonal antibody. Western Blot analysis of STYK1 expression in Jurkat.



Immunoprecipitation

Image 3. Immunoprecipitation of STYK1 transfected lysate using anti-STYK1 MaxPab rabbit polyclonal antibody and Protein A Magnetic Bead , and immunoblotted with STYK1 purified MaxPab mouse polyclonal antibody (B01P) .

Please check the [product details page](#) for more images. Overall 5 images are available for ABIN950094.