



[Go to Product page](#)

Datasheet for ABIN950098

## anti-TMEM126B antibody (AA 1-200)

### 4 Images

#### Overview

Quantity:	100 µL
Target:	TMEM126B
Binding Specificity:	AA 1-200
Reactivity:	Human
Host:	Rabbit
Clonality:	Polyclonal
Conjugate:	This TMEM126B antibody is un-conjugated
Application:	Western Blotting (WB), Immunoprecipitation (IP)

#### Product Details

Purpose:	Rabbit polyclonal antibody raised against a full-length human TMEM126B protein.
Immunogen:	TMEM126B (NP_060950.2, 1 a.a. ~ 200 a.a) full-length human protein.
Sequence:	MAASMHGQPS PSLEDAKLRR PMVIEIIEKN FDYLRKEMTQ NIYQMATFGT TAGFSGIFSN FLFRRCFKVK HDALKTYASL ATLPFLSTVV TDKLFVIDAL YSDNISKENC VFRSSLIGIV CGVFYPSSLA FTKNGRLATK YHTVPLPPKG RVLIIHWMTLC QTQMKLMAIP LVFQIMFGIL NGLYHYAVFE ETLKTIHEE
Cross-Reactivity:	Human, Mouse
Characteristics:	Antibody reactive against mammalian transfected lysate.

#### Target Details

Target:	TMEM126B
---------	----------

## Target Details

Alternative Name:	TMEM126B ( <a href="#">TMEM126B Products</a> )
Background:	Full Gene Name: transmembrane protein 126B Synonyms: HT007,MGC111203
Gene ID:	55863
NCBI Accession:	<a href="#">NM_018480</a>

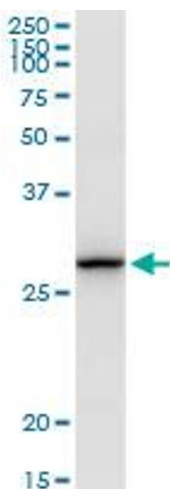
## Application Details

Application Notes:	Optimal working dilution should be determined by the investigator.
Restrictions:	For Research Use only

## Handling

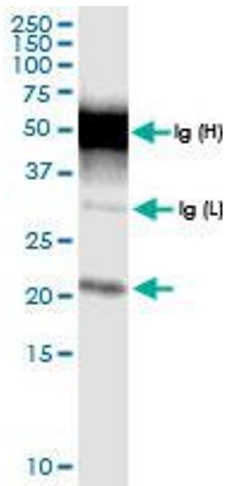
Format:	Liquid
Buffer:	No additive
Preservative:	Without preservative
Handling Advice:	Aliquot to avoid repeated freezing and thawing.
Storage:	-20 °C
Storage Comment:	Store at -20°C or lower. Aliquot to avoid repeated freezing and thawing.

## Images



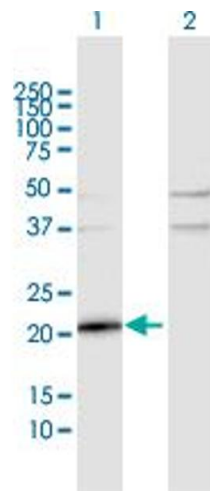
### Western Blotting

**Image 1.** TMEM126B MaxPab rabbit polyclonal antibody. Western Blot analysis of TMEM126B expression in mouse spleen.



### Immunoprecipitation

**Image 2.** Immunoprecipitation of TMEM126B transfected lysate using anti-TMEM126B MaxPab rabbit polyclonal antibody and Protein A Magnetic Bead , and immunoblotted with TMEM126B MaxPab rabbit polyclonal antibody (D01) .



### Western Blotting

**Image 3.** Western Blot analysis of TMEM126B expression in transfected 293T cell line by TMEM126B MaxPab polyclonal antibody.

Lane 1: TMEM126B transfected lysate(22.80 KDa).

Lane 2: Non-transfected lysate.

Please check the [product details page](#) for more images. Overall 4 images are available for ABIN950098.