



[Go to Product page](#)

Datasheet for ABIN950119
anti-DMPK antibody (AA 1-629)

5 Images

Overview

Quantity:	100 µL
Target:	DMPK
Binding Specificity:	AA 1-629
Reactivity:	Human
Host:	Rabbit
Clonality:	Polyclonal
Conjugate:	This DMPK antibody is un-conjugated
Application:	Western Blotting (WB), Immunoprecipitation (IP)

Product Details

Purpose:	Rabbit polyclonal antibody raised against a full-length human DMPK protein.
Immunogen:	DMPK (NP_004400.4, 1 a.a. ~ 629 a.a) full-length human protein.
Sequence:	MSAEVRLRRL QQLVLDPGFL GLEPLDLLL GVHQELGASE LAQDKYVADF LQWAEPIVVR LKEVRLQRDD FEILKVIGRG AFSEVAVVKM KQTGQVYAMK IMNKWDM LKR GEVSCFREER DVLVNGDRRW ITQLHFAFQD ENYLYLVMEY YVGGDLLTLL SKFGERIPAE MARFYLAIEV MAIDSVHRLG YVHRDIKPDN ILLDRCGHIR LADFGSCLKL RADGTVRSLV AVGTPDYLSL EILQAVGGGP GTGSYGPECD WWALGVFAYE MFGYQTPFYA DSTAETYGKI VHYKEHLSLP LVDEGVPEEA RDFIQRL LCP PETRLGRGGA GDFRTHPFFF GLDWDGLRDS VPPFTPDFEG ATDTCNFDLV EDGLTAMVSG GGETLS DIRE GAPLGVHLPF VGYSYSCMAL RDSEVPGPTP MELEAEQLLE PHVQAPSLEP SVSPQDETAE VAVPAAVPAA EAEAEVTLRE LQEAL EEEVL TRQSL SREME AIRTDNQNFA SQLREAEARN RDLEAHVRQL QERMELLQAE GATAVTGVPS PRATDPPSHL DGPPAVAVGQ CPLVGP GPMH RRHLLL PARV PRPGLSEALS LLLFAVLSR

Product Details

AAALGCIGLV AHAGQLTAVW RRPGAARAP

Cross-Reactivity: Human, Mouse, Rat

Characteristics: Antibody reactive against mammalian transfected lysate.

Target Details

Target: DMPK

Alternative Name: DMPK ([DMPK Products](#))

Background: Full Gene Name: dystrophia myotonica-protein kinase
Synonyms: DM,DM1,DM1PK,DMK,MDPK,MT-PK

Gene ID: 1760

NCBI Accession: [NM_004409](#)

Pathways: [Regulation of Muscle Cell Differentiation](#), [Synaptic Membrane](#), [Skeletal Muscle Fiber Development](#)

Application Details

Application Notes: Optimal working dilution should be determined by the investigator.

Restrictions: For Research Use only

Handling

Format: Liquid


Buffer: No additive

Preservative: Without preservative

Handling Advice: Aliquot to avoid repeated freezing and thawing.


Storage: -20 °C

Storage Comment: Store at -20°C or lower. Aliquot to avoid repeated freezing and thawing.




Western Blotting

Image 1. DMPK MaxPab rabbit polyclonal antibody.
Western Blot analysis of DMPK expression in PC-12.



Western Blotting

Image 2. DMPK MaxPab rabbit polyclonal antibody.
Western Blot analysis of DMPK expression in NIH/3T3.



Western Blotting

Image 3. DMPK MaxPab rabbit polyclonal antibody.
Western Blot analysis of DMPK expression in HeLa.

Please check the [product details page](#) for more images. Overall 5 images are available for ABIN950119.