



Datasheet for ABIN950120  
**anti-GRB7 antibody (AA 1-532)**



[Go to Product page](#)

5 Images

Overview

Quantity:	100 µL
Target:	GRB7
Binding Specificity:	AA 1-532
Reactivity:	Human
Host:	Rabbit
Clonality:	Polyclonal
Conjugate:	This GRB7 antibody is un-conjugated
Application:	Western Blotting (WB), Immunoprecipitation (IP)

Product Details

Purpose:	Rabbit polyclonal antibody raised against a full-length human GRB7 protein.
Immunogen:	GRB7 (NP_001025173.1, 1 a.a. ~ 532 a.a) full-length human protein.
Sequence:	MELDLSPPHL SSSPEDLCPA PGTPPGTPRP PDTPLPEEVK RSQPLLIPTT GRKLREEERR ATSLPSIPNP FPELCSPPSQ SPILGGPSSA RGLLPRDASR PHVVKVYSED GACRSVEVAA GATARHVCHEM LVQRAHALSD ETWGLVECHP HLAALERGLED HESVVEVQAA WPVGGDSRFV FRKNFAKYEL FKSSPHSLFP EKMVSSCLDA HTGISHEDLI QNFLNAGSFP EIQGFLQLRG SGRKLWKRFF CFLRRSGLYY STKGTSKDPR HLQYVADVNE SNVYVVTQGR KLYGMPTDFG FCVKPNKLRN GHKGLRIFCS EDEQSRTCWL AAFRLFYKYG V QLYKNYQQAQ SRHLHPSCLG SPPLRSASDN TLVAMDFSGH AGRVIENPRE ALSVALEEAQ AWRKKTNHRL SLPMPASGTS LSAAIHRTQL WFHGRISREE SQRLIGQQGL VDGLFLVRES QRNPQGFVLS LCHLQKVKHY LILPSEEEGR LYFSMDDGQT RFTDLLQLVE FHQLNRGILP CLLRHCCTRV AL

## Product Details

---

Cross-Reactivity:	Human, Mouse, Rat
Characteristics:	Antibody reactive against mammalian transfected lysate.

## Target Details

---

Target:	GRB7
Alternative Name:	GRB7 ( <a href="#">GRB7 Products</a> )
Background:	Full Gene Name: growth factor receptor-bound protein 7 Synonyms:
Gene ID:	2886
NCBI Accession:	<a href="#">NM_001030002</a>
Pathways:	<a href="#">EGFR Signaling Pathway</a> , <a href="#">Ribonucleoprotein Complex Subunit Organization</a>

## Application Details

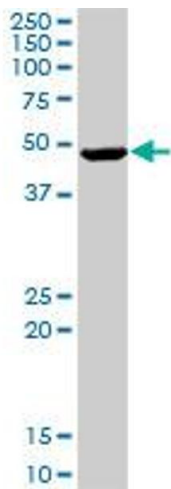
---

Application Notes:	Optimal working dilution should be determined by the investigator.
Restrictions:	For Research Use only

## Handling

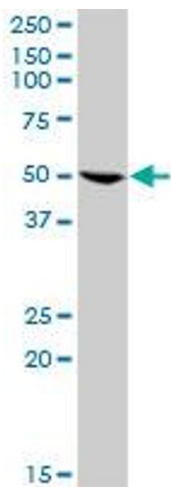
---

Format:	Liquid
Buffer:	No additive
Preservative:	Without preservative
Handling Advice:	Aliquot to avoid repeated freezing and thawing.
Storage:	-20 °C
Storage Comment:	Store at -20°C or lower. Aliquot to avoid repeated freezing and thawing.




#### Western Blotting

**Image 1.** GRB7 MaxPab rabbit polyclonal antibody. Western Blot analysis of GRB7 expression in mouse spleen.



#### Western Blotting

**Image 2.** GRB7 MaxPab rabbit polyclonal antibody. Western Blot analysis of GRB7 expression in HeLa.



#### Immunoprecipitation

**Image 3.** Immunoprecipitation of GRB7 transfected lysate using anti-GRB7 MaxPab rabbit polyclonal antibody and Protein A Magnetic Bead , and immunoblotted with GRB7 purified MaxPab mouse polyclonal antibody (B01P) .

Please check the [product details page](#) for more images. Overall 5 images are available for ABIN950120.