

Datasheet for ABIN954986
anti-STK38 antibody (AA 365-466)[Go to Product page](#)

5 Images

Overview

Quantity:	50 µg
Target:	STK38
Binding Specificity:	AA 365-466
Reactivity:	Human, Mouse, Rat
Host:	Mouse
Clonality:	Monoclonal
Conjugate:	This STK38 antibody is un-conjugated
Application:	Western Blotting (WB), Immunohistochemistry (Paraffin-embedded Sections) (IHC (p)), Enzyme Immunoassay (EIA)

Product Details

Immunogen:	STK38 (AAH12085, 365 a.a. ~ 466 a.a) partial recombinant protein with GST tag.
Clone:	6F1
Isotype:	IgG2a
Specificity:	Recognizes STK38
Cross-Reactivity (Details):	Species reactivity (expected): Mouse and Rat. Species reactivity (tested): Human.
Purification:	Protein A Chromatography

Target Details

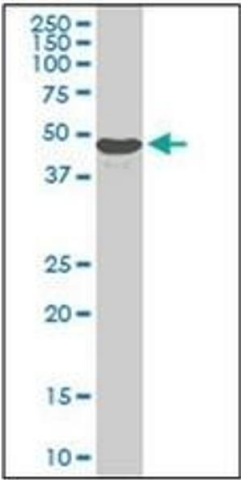
Target:	STK38
Alternative Name:	STK38 (STK38 Products)
Background:	<p>STK38 contains 1 protein kinase domain that interacts with mob1 and mob2. The homodimeric s100b binds to two molecules of stk38. It is ubiquitously expressed with highest levels observed in peripheral blood leukocytes. Stk38 activated by binding of s100b which releases autoinhibitory n-lobe interactions, enabling atp to bind and the autophosphorylation of ser-281. thr-444 then undergoes calcium- dependent phosphorylation by an upstream kinase. Interactions between phosphorylated thr-444 and the n-lobe promote additional structural changes that complete the activation of the kinase. Autoinhibition is also released by the binding of mob1/mobkl1a and mob2/hcca2 to the n-terminal of stk38. Synonyms: NDR1, Nuclear Dbf2-related kinase 1, Serine/threonine-protein kinase 38</p>
Gene ID:	11329
NCBI Accession:	NP_009202
UniProt:	Q15208

Application Details

Application Notes:	Optimal working dilution should be determined by the investigator.
Restrictions:	For Research Use only

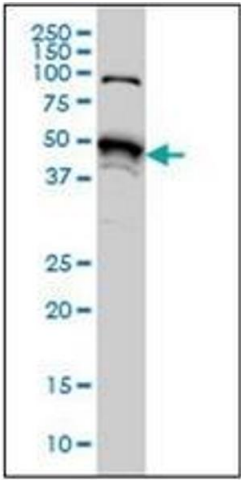
Handling

Concentration:	1.0 mg/mL
Buffer:	PBS, pH 7.2
Handling Advice:	Avoid repeated freezing and thawing.
Storage:	-20 °C
Storage Comment:	Store the antibody (in aliquots) at -20 °C.




Western Blotting

Image 1.



Western Blotting

Image 2.



Western Blotting

Image 3.

Please check the [product details page](#) for more images. Overall 5 images are available for ABIN954986.