



Datasheet for ABIN960769
anti-ELOVL5 antibody (Internal Region)



[Go to Product page](#)

3 Images

Overview

| | |
|----------------------|---|
| Quantity: | 50 µg |
| Target: | ELOVL5 |
| Binding Specificity: | Internal Region |
| Reactivity: | Human, Rabbit |
| Host: | Rabbit |
| Clonality: | Polyclonal |
| Conjugate: | This ELOVL5 antibody is un-conjugated |
| Application: | Immunohistochemistry (IHC), Immunohistochemistry (Paraffin-embedded Sections) (IHC (p)) |

Product Details

| | |
|-----------------------|--|
| Brand: | IHC-plus™ |
| Immunogen: | Synthetic 18 amino acid peptide from internal region of human ELOVL5. Percent identity with other species by BLAST analysis: Human, Gorilla, Orangutan, Gibbon, Monkey, Elephant, Rabbit (100%), Marmoset, Mouse, Dog (94%), Rat, Hamster, Panda (89%), Bat (83%). Type of Immunogen: Synthetic peptide |
| Specificity: | Human ELOVL5. BLAST analysis of the peptide immunogen showed no homology with other human proteins, except PLAGL1 (39 %), PLAG1 (39 %). |
| Predicted Reactivity: | Percent identity with other species by BLAST analysis: Human, Gorilla, Orangutan, Gibbon, Monkey, Elephant, Rabbit (100%) Marmoset, Mouse, Dog (94%) Rat, Hamster, Panda (89%) Bat (83%). |

Product Details

Purification: Immunoaffinity purified

Target Details

Target: ELOVL5

Alternative Name: HELO1 / ELOVL5 ([ELOVL5 Products](#))

Background: Name/Gene ID: ELOVL5

Synonyms: ELOVL5, ELOVL FA elongase 5, ELOVL fatty acid elongase 5, Fatty acid elongase 1, RP3-483K16.1, DJ483K16.1, HELO1

Gene ID: 60481

Application Details

Application Notes: Approved: IHC, IHC-P (5 - 10 µg/mL)

Comment: Target Species of Antibody: Human

Restrictions: For Research Use only

Handling

Format: Liquid

Concentration: Lot specific

Buffer: PBS, less than 0.1 % sodium azide.

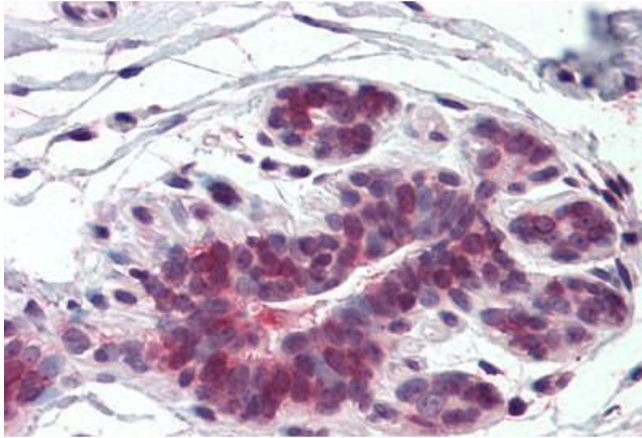
Preservative: Sodium azide

Precaution of Use: This product contains Sodium azide: a POISONOUS AND HAZARDOUS SUBSTANCE which should be handled by trained staff only.

Storage: 4 °C, -20 °C

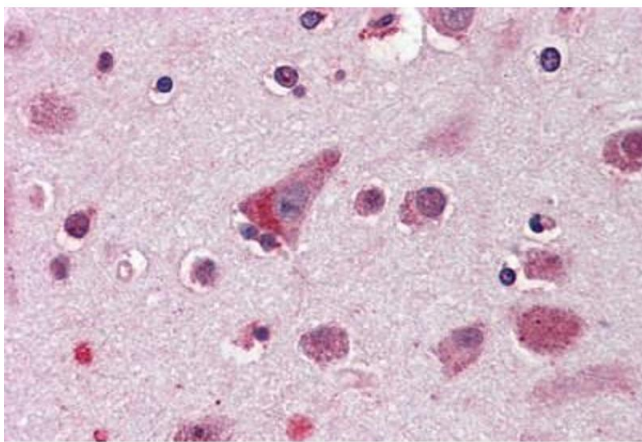
Storage Comment: Aliquot and store undiluted at -20°C or below for up to 1 year. Can be stored undiluted at 4°C for up to 1 month. Avoid freeze-thaw cycles.

Expiry Date: 12 months



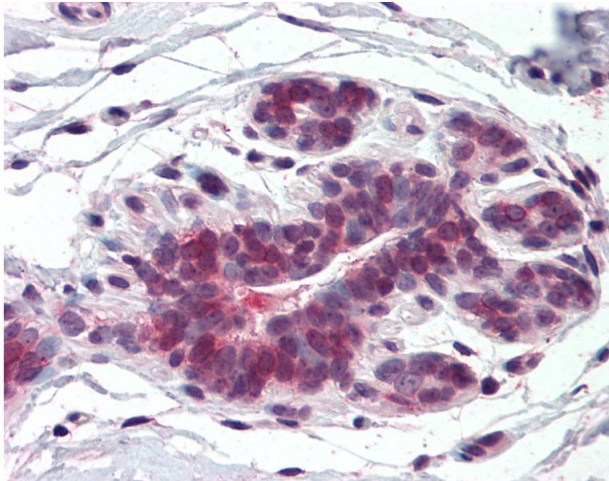
Immunohistochemistry

Image 1. Anti-ELOVL5 antibody ABIN960769 IHC staining of human breast. Immunohistochemistry of formalin-fixed, paraffin-embedded tissue after heat-induced antigen retrieval.



Immunohistochemistry

Image 2. Anti-ELOVL5 antibody ABIN960769 IHC staining of human brain, cortex. Immunohistochemistry of formalin-fixed, paraffin-embedded tissue after heat-induced antigen retrieval.



Immunohistochemistry

Image 3. Anti-ELOVL5 antibody IHC of human breast. Immunohistochemistry of formalin-fixed, paraffin-embedded tissue after heat-induced antigen retrieval.