

Datasheet for ABIN961368

anti-Syndetin/VPS50 antibody (AA 862-965)



[Go to Product page](#)

4 Images

Overview

Quantity:	100 µg
Target:	Syndetin/VPS50 (CCDC132)
Binding Specificity:	AA 862-965
Reactivity:	Human, Mouse
Host:	Mouse
Clonality:	Monoclonal
Conjugate:	This Syndetin/VPS50 antibody is un-conjugated
Application:	ELISA, Western Blotting (WB), Immunofluorescence (IF)

Product Details

Immunogen:	FLJ20097 (NP_060137, 862 a.a. ~ 965 a.a) partial recombinant protein with GST tag. MW of the GST tag alone is 26 KDa. Type of Immunogen: Recombinant protein
Clone:	2D11
Isotype:	IgG2b kappa
Purification:	Purified from ascites by Protein A

Target Details

Target:	Syndetin/VPS50 (CCDC132)
Alternative Name:	CCDC132 (CCDC132 Products)

Target Details


Background:	Name/Gene ID: CCDC132
	Synonyms: CCDC132, KIAA1861
Gene ID:	55610
NCBI Accession:	NP_060137
UniProt:	Q96JG6

Application Details

Application Notes:	Approved: ELISA, IF (10 µg/mL), WB
	Usage: Western Blot (Tissue lysate) - positive control human pancreas. Western Blot (Cell lysate) - positive control HeLa. Western Blot (Cell lysate) - positive control NIH/3T3. Immunohistochemistry (Formalin/PFA-fixed paraffin-embedded sections, 3 µg/mL) - positive control human testis. Immunofluorescence (10 µg/mL) - positive control HeLa cells.
	Not recommended for: IHC-P
Comment:	Target Species of Antibody: Human
Restrictions:	For Research Use only


Handling

Format:	Liquid
Concentration:	Lot specific
Buffer:	PBS, pH 7.4
Handling Advice:	Aliquot to Avoid freeze/thaw cycles.
Storage:	-20 °C
Storage Comment:	Store at -20°C. Aliquot to avoid freeze/thaw cycles.



Western Blotting

Image 1.



Western Blotting

Image 2.

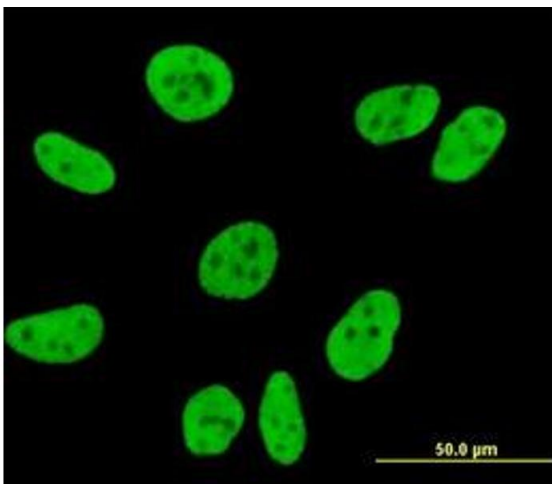


Image 3.

Please check the [product details page](#) for more images. Overall 4 images are available for ABIN961368.