

Datasheet for ABIN968252

anti-TEAD1 antibody (AA 86-199)



[Go to Product page](#)

4 Images

5 Publications

Overview

Quantity:	150 µg
Target:	TEAD1
Binding Specificity:	AA 86-199
Reactivity:	Human, Mouse
Host:	Mouse
Clonality:	Monoclonal
Conjugate:	This TEAD1 antibody is un-conjugated
Application:	Western Blotting (WB), Immunofluorescence (IF)

Product Details

Immunogen:	Human TEF-1 aa. 86-199
Clone:	31-TEF
Isotype:	IgG1
Cross-Reactivity:	Mouse (Murine)
Characteristics:	<ol style="list-style-type: none"> 1. Since applications vary, each investigator should titrate the reagent to obtain optimal results. 2. Please refer to us for technical protocols. 3. Caution: Sodium azide yields highly toxic hydrazoic acid under acidic conditions. Dilute azide compounds in running water before discarding to avoid accumulation of potentially explosive deposits in plumbing. 4. Source of all serum proteins is from USDA inspected abattoirs located in the United States.
Purification:	The monoclonal antibody was purified from tissue culture supernatant or ascites by affinity

Product Details

chromatography.

Target Details

Target:	TEAD1
Alternative Name:	TEF-1 (TEAD1 Products)
Background:	TEF-1 (transcription enhancer factor-1) is a member of a family of transcription factors that contain an evolutionarily conserved DNA binding domain (DBD), TEA/ATTS. TEF-1 was identified as a HeLa cell transcriptional activator that bound, via its TEA domain, to the GT-IIC and Sph enhancer elements. Comparison of various enhancers indicates that TEF-1 binds to highly degenerate DNA sequences and cooperatively interacts with tandem repeats of its binding sites, which increases its enhancer activity. However, the DNA binding activities of TEF-1 are modulated by sequences outside the DBD. The N-terminal basic portion of TEF-1 contains the DBD. The C-terminal portion contains the transactivation domain and a zinc finger-like motif that is thought to be involved in protein dimerization or interaction with additional transcription factors. TEF-1 induced transcription requires a limiting transcriptional intermediary factor (TIF) and a TATA-binding protein associated factor (hTAFII). Although TEF-1 is expressed ubiquitously during embryogenesis, its expression is limited to adult kidney, heart, brain, skeletal muscle, and lungs. Disruption of murine TEF-1 gene results in fetal death.
Molecular Weight:	53 kDa
Pathways:	Regulation of Lipid Metabolism by PPARalpha

Application Details

Restrictions:	For Research Use only
---------------	-----------------------

Handling

Format:	Liquid
Concentration:	250 µg/mL
Buffer:	Aqueous buffered solution containing BSA, glycerol, and ≤0.09 % sodium azide.
Preservative:	Sodium azide
Precaution of Use:	This product contains Sodium azide: a POISONOUS AND HAZARDOUS SUBSTANCE which should be handled by trained staff only.

Handling

Storage: -20 °C

Storage Comment: Store undiluted at -20°C.

Publications

Product cited in: Ueyama, Zhu, Valenzuela, Suzow, Stewart: "Identification of the functional domain in the transcription factor RTEF-1 that mediates alpha 1-adrenergic signaling in hypertrophied cardiac myocytes." in: **The Journal of biological chemistry**, Vol. 275, Issue 23, pp. 17476-80, (2000) ([PubMed](#)).


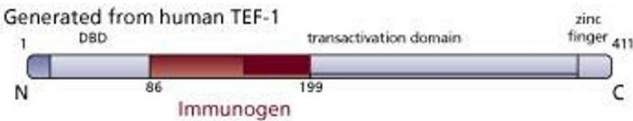
Deshpande, Chopra, Rangarajan, Shashidhara, Rodrigues, Krishna: "The human transcription enhancer factor-1, TEF-1, can substitute for Drosophila scalloped during wingblade development." in: **The Journal of biological chemistry**, Vol. 272, Issue 16, pp. 10664-8, (1997) ([PubMed](#)).

Gupta, Amin, Gupta, Hay, Zak: "Transcription enhancer factor 1 interacts with a basic helix-loop-helix zipper protein, Max, for positive regulation of cardiac alpha-myosin heavy-chain gene expression." in: **Molecular and cellular biology**, Vol. 17, Issue 7, pp. 3924-36, (1997) ([PubMed](#)).

Jacquemin, Hwang, Martial, Dollé, Davidson: "A novel family of developmentally regulated mammalian transcription factors containing the TEA/ATTS DNA binding domain." in: **The Journal of biological chemistry**, Vol. 271, Issue 36, pp. 21775-85, (1996) ([PubMed](#)).

Xiao, Davidson, Matthes, Garnier, Chambon: "Cloning, expression, and transcriptional properties of the human enhancer factor TEF-1." in: **Cell**, Vol. 65, Issue 4, pp. 551-68, (1991) ([PubMed](#)).

Image 1.



Western Blotting

Image 2. Western blot analysis of TEF-1 on A431 lysate. Lane 1: 1:250, lane 2: 1:500, lane 3: 1:1000 dilution of TEF-1.

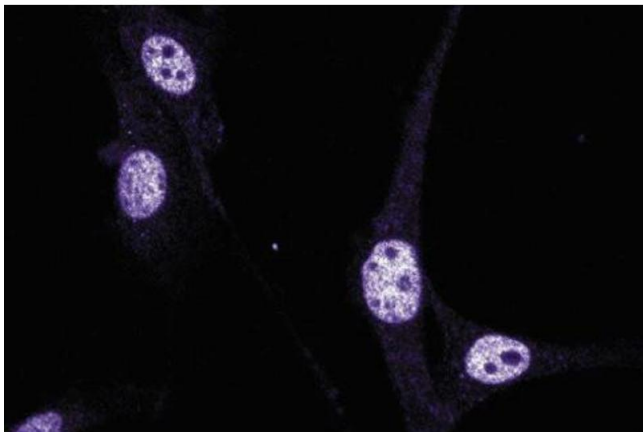


Image 3. 3T3-L1

Please check the [product details page](#) for more images. Overall 4 images are available for ABIN968252.