Datasheet for ABIN969094

anti-EIF4E antibody

6 Images | 2 Publications

Go to Product page

Overview

Quantity:	100 µL
Target:	EIF4E
Reactivity:	Human
Host:	Mouse
Clonality:	Monoclonal
Conjugate:	This EIF4E antibody is un-conjugated
Application:	Western Blotting (WB), Immunohistochemistry (IHC), ELISA, Flow Cytometry (FACS), Immunocytochemistry (ICC)

Product Details

Immunogen:	Purified recombinant fragment of human EIF4E expressed in E. coli.
Clone:	5D11
Isotype:	IgG1
Purification:	purified

Target Details

Target:	EIF4E
Alternative Name:	EIF4E (EIF4E Products)
Background:	Description: eIF4E, a protein modulates translation of maternal mRNAs in early embryos before the onset of zygotic transcription. eIF4E also influences the overall rate of translation. eIF4E binds to the 7 methyl GTP cap structure of eukaryotic mRNAs. Phosphorylation of eIF4E on

Target Details

	serine 209 regulates the affinity of this protein for the 7 methyl GTP cap and/or RNA. Phosphorylation also enhances the interaction of eIF4E with eIF4G, which form a complex known as eIF4F. eIF4E phosphorylation is correlated with increased translational rate in a number of cell types. Several kinases are currently being investigated as potential regulators of eIF4E including PKC and/or the MAP kinase activated Mnk. Aliases: CBP, EIF4F, EIF4E1, EIF4EL1, MGC111573, EIF4E
Molecular Weight:	25 kDa
Gene ID:	1977
HGNC:	1977
Pathways:	BCR Signaling

Application Details

Application Notes:	ELISA: 1:10000, WB: 1:500 - 1:2000, IHC: 1:200 - 1:1000, ICC: 1:200 - 1:1000, FCM: 1:200 - 1:400
Restrictions:	For Research Use only

Handling

Format:	Liquid
Buffer:	Ascitic fluid containing 0.03 % sodium azide.
Preservative:	Sodium azide
Precaution of Use:	This product contains Sodium azide: a POISONOUS AND HAZARDOUS SUBSTANCE which should be handled by trained staff only.
Storage:	4 °C/-20 °C
Storage Comment:	4°C, -20°C for long term storage

Publications

Product cited in:	Slepenkov, Korneeva, Rhoads: "Kinetic mechanism for assembly of the m7GpppG.eIF4E.eIF4G complex." in: **The Journal of biological chemistry**, Vol. 283, Issue 37, pp. 25227-37, (2008) (PubMed). Holm, Byrnes, Johnson, Abreo, Sehon, Alley, Meschonat, Md, Li: "A prospective trial on initiation factor 4E (eIF4E) overexpression and cancer recurrence in node-negative breast cancer." in:

Copyright antibodies-online. All rights reserved.

Publications

Annals of surgical oncology, Vol. 15, Issue 11, pp. 3207-15, (2008) (PubMed).

Images

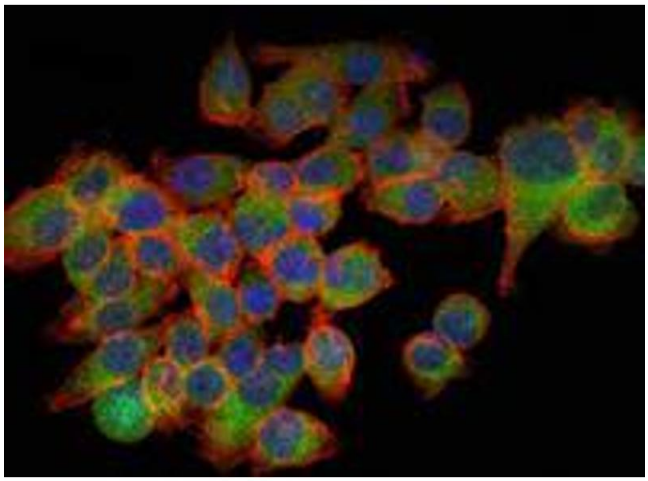

Immunofluorescence

Image 1. Immunofluorescence analysis of GC-7901 cells using EIF4E mouse mAb (green). Blue: DRAQ5 fluorescent DNA dye. Red: Actin filaments have been labeled with Alexa Fluor-555 phalloidin.

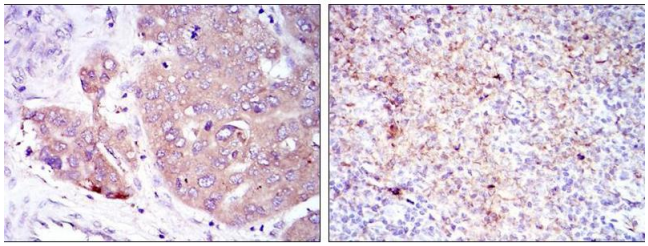

Immunohistochemistry

Image 2. Immunohistochemical analysis of paraffin-embedded liver cancer (left) and submaxillary tumor (right) using EIF4E mouse mAb with DAB staining.

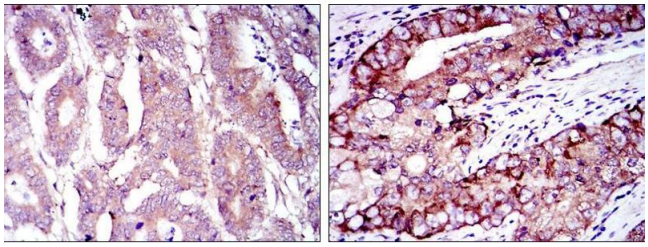

Immunohistochemistry

Image 3. Immunohistochemical analysis of paraffin-embedded stomach cancer (left) and prostate cancer (right) using EIF4E mouse mAb with DAB staining.

Please check the product details page for more images. Overall 6 images are available for ABIN969094.

Copyright antibodies-online. All rights reserved.