

Datasheet for ABIN969427

**anti-SUZ12 antibody**[Go to Product page](#)

3 Images

2 Publications

## Overview

Quantity:	100 µL
Target:	SUZ12
Reactivity:	Human
Host:	Mouse
Clonality:	Monoclonal
Conjugate:	This SUZ12 antibody is un-conjugated
Application:	Western Blotting (WB), ELISA, Immunocytochemistry (ICC)

## Product Details

Immunogen:	Purified recombinant fragment of human SUZ12 expressed in E. coli.
Clone:	2C11
Isotype:	IgG1
Purification:	purified

## Target Details

Target:	SUZ12
Alternative Name:	SUZ12 ( <a href="#">SUZ12 Products</a> )
Background:	Description: This zinc finger gene has been identified at the breakpoints of a recurrent chromosomal translocation reported in endometrial stromal sarcoma. Recombination of these breakpoints results in the fusion of this gene and JAZF1. The protein encoded by this gene contains a zinc finger domain in the C terminus of the coding region. (Provided by RefSeq)

## Target Details

SUZ12 is overexpressed in several human tumors, including tumors of the colon, breast and liver. Tissue specificity: Overexpressed in breast and colon cancer.

Aliases: CHET9, JJAZ1, KIAA0160, SUZ12

Molecular Weight: 83.1 kDa

Gene ID: 23512

HGNC: 23512

## Application Details

Application Notes: ELISA: 1:10000, WB: 1:500 - 1:2000, ICC: 1:200 - 1:1000

Restrictions: For Research Use only

## Handling

Format: Liquid

Buffer: Ascitic fluid containing 0.03 % sodium azide.

Preservative: Sodium azide

Precaution of Use: This product contains Sodium azide: a POISONOUS AND HAZARDOUS SUBSTANCE which should be handled by trained staff only.

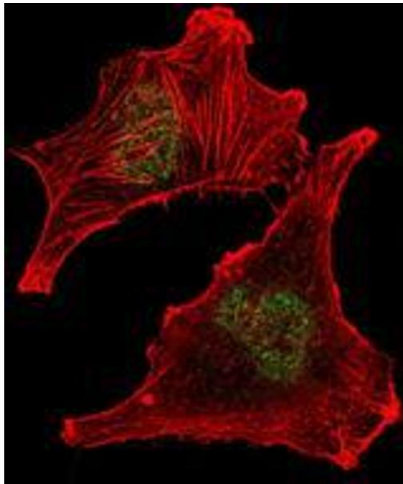
Storage: 4 °C/-20 °C

Storage Comment: 4°C, -20°C for long term storage

## Publications

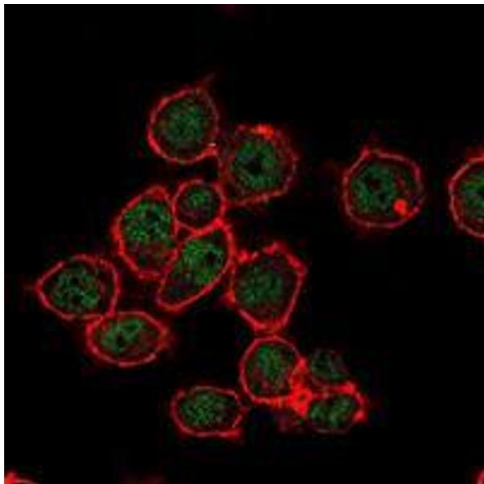
Product cited in: Pasini, Hansen, Christensen, Agger, Cloos, Helin: "Coordinated regulation of transcriptional repression by the RBP2 H3K4 demethylase and Polycomb-Repressive Complex 2." in: **Genes & development**, Vol. 22, Issue 10, pp. 1345-55, (2008) ([PubMed](#)).

Li, Ma, Wang, Koontz, Nucci, Sklar: "Effects of rearrangement and allelic exclusion of JJAZ1/SUZ12 on cell proliferation and survival." in: **Proceedings of the National Academy of Sciences of the United States of America**, Vol. 104, Issue 50, pp. 20001-6, (2007) ([PubMed](#)).



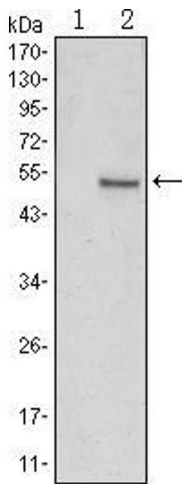
Immunofluorescence

**Image 1.** Immunofluorescence analysis of U251 cells using SUZ12 mouse mAb (green). Red: Actin filaments have been labeled with Alexa Fluor-555 phalloidin.



Immunofluorescence

**Image 2.** Immunofluorescence analysis of MCF-7 cells using SUZ12 mouse mAb (green). Red: Actin filaments have been labeled with Alexa Fluor-555 phalloidin.



Western Blotting

**Image 3.** Western blot analysis using SUZ12 mAb against HEK293 (1) and SUZ12(AA: 533-739)-hlgGfc transfected HEK293 (2) cell lysate.