Datasheet for ABIN969524

anti-GRIA2 antibody (AA 652-807)

5 Images | 2 Publications

Go to Product page

Overview

Quantity:	0.1 mg
Target:	GRIA2
Binding Specificity:	AA 652-807
Reactivity:	Human
Host:	Mouse
Clonality:	Monoclonal
Application:	Western Blotting (WB), ELISA, Flow Cytometry (FACS)

Product Details

Immunogen:	Purified recombinant fragment of human GRIA2 (AA: 652-807) expressed in E. coli. ,
Clone:	7G6
Isotype:	IgG1
Purification:	purified

Target Details

Target:	GRIA2
Alternative Name:	GRIA2 (GRIA2 Products)
Background:	Description: Glutamate receptors are the predominant excitatory neurotransmitter receptors in the mammalian brain and are activated in a variety of normal neurophysiologic processes. This gene product belongs to a family of glutamate receptors that are sensitive to alpha-amino-3-hydroxy-5-methyl-4-isoxazole propionate (AMPA), and function as ligand-activated cation

Copyright antibodies-online. All rights reserved.

Target Details

	channels. These channels are assembled from 4 related subunits, Gria1-4. The subunit encoded by this gene (Gria2) is subject to RNA editing (Q/R and R/G), which is thought to render the channels impermeable to Ca(2+), and to affect the kinetic aspects of these channels in rat brain. Alternative splicing, resulting in transcript variants encoding different isoforms (flip and flop), has been noted for this gene. Aliases: GluA2, GluR2, gluR-B, GluR-K2
Molecular Weight:	98.8 kDa
Gene ID:	29627
HGNC:	29627
Pathways:	PI3K-Akt Signaling

Application Details

Application Notes:	ELISA: 1:10000, WB: 1:500 - 1:2000, FCM: 1:200 - 1:400
Restrictions:	For Research Use only

Handling

Format:	Liquid
Buffer:	Purified antibody in PBS with 0.05 % sodium azide
Preservative:	Sodium azide
Precaution of Use:	This product contains Sodium azide: a POISONOUS AND HAZARDOUS SUBSTANCE which should be handled by trained staff only.
Storage:	4 °C/-20 °C
Storage Comment:	4°C, -20°C for long term storage

Publications

Product cited in:	Jan, Adolfsson, Allaman, Buccarello, Magistretti, Pfeifer, Muhs, Lashuel: "Abeta42 neurotoxicity is mediated by ongoing nucleated polymerization process rather than by discrete Abeta42 species." in: **The Journal of biological chemistry**, Vol. 286, Issue 10, pp. 8585-96, (2011) (PubMed). Deshmukh, Salehzadeh, Metayer-Coustard, Fahlman, Nair, Al-Khalili: "Post-transcriptional gene

Publications

silencing of ribosomal protein S6 kinase 1 restores insulin action in leucine-treated skeletal muscle." in: **Cellular and molecular life sciences : CMLS**, Vol. 66, Issue 8, pp. 1457-66, (2009) (PubMed).

Images



Western Blotting

Image 1. Western blot analysis using GRIA2 mouse mAb against HeLa (1) cell lysate.

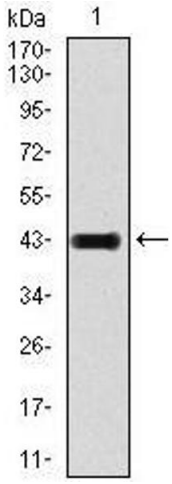

Western Blotting

Image 2. Western blot analysis using GRIA2 mAb against human GRIA2 recombinant protein. (Expected MW is 43 kDa)

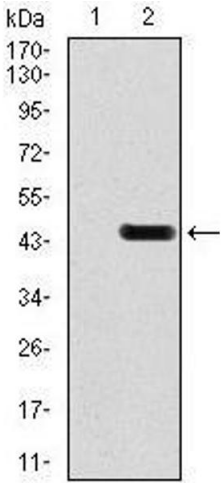

Western Blotting

Image 3. Western blot analysis using GRIA2 mAb against HEK293 (1) and GRIA2 (AA: 652-807)-hIgGFc transfected HEK293 (2) cell lysate.

Images

Please check the product details page for more images. Overall 5 images are available for ABIN969524.

Copyright antibodies-online. All rights reserved.