



[Go to Product page](#)

Datasheet for ABIN969577

## anti-ENO2/NSE antibody (AA 251-433)

### 6 Images

#### Overview

Quantity:	0.1 mg
Target:	ENO2/NSE (ENO2)
Binding Specificity:	AA 251-433
Reactivity:	Human, Mouse
Host:	Mouse
Clonality:	Monoclonal
Conjugate:	This ENO2/NSE antibody is un-conjugated
Application:	Western Blotting (WB), Immunohistochemistry (IHC), ELISA, Flow Cytometry (FACS)

#### Product Details

Immunogen:	Purified recombinant fragment of human ENO2 (AA: 251-433) expressed in E. coli.
Clone:	5D3
Isotype:	IgG1
Purification:	purified

#### Target Details

Target:	ENO2/NSE (ENO2)
Alternative Name:	ENO2 ( <a href="#">ENO2 Products</a> )
Background:	Description: This gene encodes one of the three enolase isoenzymes found in mammals. This isoenzyme, a homodimer, is found in mature neurons and cells of neuronal origin. A switch

## Target Details

from alpha enolase to gamma enolase occurs in neural tissue during development in rats and primates.

Aliases: NSE

Molecular Weight: 47.3 kDa

Gene ID: 2026

HGNC: 2026

## Application Details

Application Notes: ELISA: 1:10000, WB: 1:500 - 1:2000, IHC: 1:200 - 1:1000, FCM: 1:200 - 1:400

Restrictions: For Research Use only

## Handling

Format: Liquid

Buffer: Purified antibody in PBS with 0.05 % sodium azide

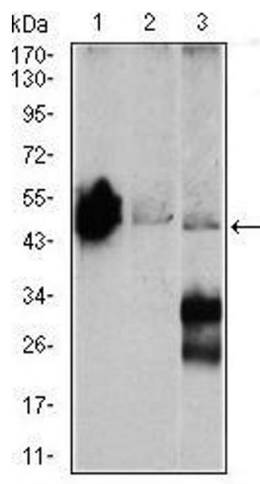
Preservative: Sodium azide

Precaution of Use: This product contains Sodium azide: a POISONOUS AND HAZARDOUS SUBSTANCE which should be handled by trained staff only.

Storage: 4 °C/-20 °C

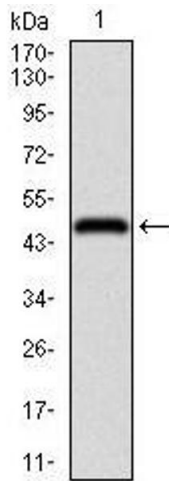
Storage Comment: 4°C, -20°C for long term storage

## Images



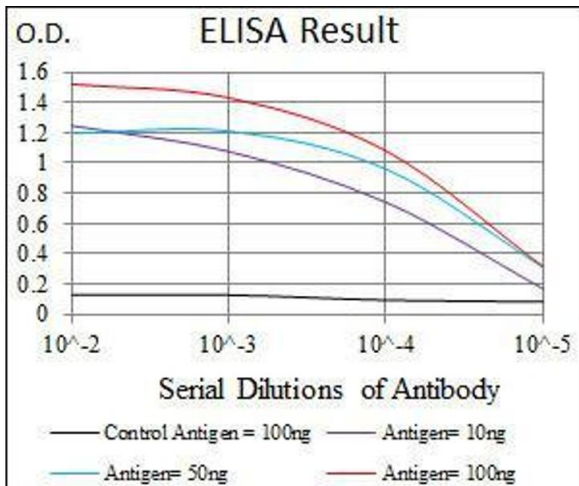
### Western Blotting

**Image 1.** Western blot analysis using ENO2 mouse mAb against Mouse brain (1), NIH3T3 (2), and C6 (3) cell lysate.



### Western Blotting

**Image 2.** Western blot analysis using ENO2 mAb against human ENO2 recombinant protein. (Expected MW is 46 kDa)



### ELISA

**Image 3.** Black line: Control Antigen (100 ng), Purple line: Antigen(10 ng), Blue line: Antigen (50 ng), Red line: Antigen (100 ng),

Please check the [product details page](#) for more images. Overall 6 images are available for ABIN969577.